

**Van Zandt County**

**Monthly Financial & Investment Report**


**Month Ending February 28, 2021**

TO BE RECORDED IN THE MARCH 31, 2021 MINUTES

OF THE COMMISSIONERS' COURT

BY VAN ZANDT COUNTY CLERK.


SUBMITTED THIS THE 26<sup>TH</sup> DAY OF MARCH 2021




Kenny Edwards, Treasurer

The Van Zandt County Commissioners' Court, having reviewed the Treasurer's Report as presented, having taken reasonable steps to ensure its accuracy, and based upon presentations of the Treasurer's Office, does hereby approve the Report, subject to the independent auditor's review and does further order that it be filed with the official minutes of this meeting. {LGC 114.026(c)}


In addition, the below signatures affirm that the Treasurers' Report complies with statutes as referenced. {LGC 114.026(d)}S



Don Kirkpatrick, Van Zandt County Judge




Chad LaPrade  
Commissioner Precinct #1



Keith Pearson  
Commissioner Precinct #3



Virgil Melton, Jr.  
Commissioner Precinct #2



Tim West  
Commissioner Precinct #4

COMBINED STATEMENT OF CASH POSITION FOR FEBRUARY

FUND NAME	CHECKING ACCOUNT	CHECKING AMOUNT	TDOA ACCOUNT	TDOA AMOUNT	FUND TOTAL
2021 010 GENERAL FUND	FIN CLEAR AMERICAN CTY JURY	419,097.67 3,411.00	TDOA MBIA	4,565,181.34 5,800,992.78	10,788,682.79
2021 012 RESERVE FUNDS	FIN CLEAR		TDOA MBIA		
2021 015 SHERIFF CHAPTER 59 FORFEITURE	FIN CLEAR AMERICAN	2,433.02	TDOA MBIA	16,355.76	18,788.78
2021 016 DA FORFEITURE FUND	FIN CLEAR		TDOA MBIA		
	ESCROW #1	6,000.44			
	ESCROW #2	7,453.63			
	ESCROW #3	16,372.19			
	ESCROW #4				
	ESCROW #5				
	ESCROW #6				
	ESCROW #7				
	ESCROW #8				
	ESCROW #9				
	ESCROW #10	29,053.75			
	ESCROW #11				
	ESCROW #12				
	ESCROW #13				
	ESCROW #14				
	ESCROW #15				
	ESCROW #16				
	ESCROW #17	6,479.54			
	ESCROW #18				
	ESCROW #19				
	ESCROW #20	52,411.85			
	ESCROW #21				
	ESCROW #22				
	ESCROW #23				
	ESCROW #24				
	ESCROW #25				
	ESCROW #26	1,001.57			
	ESCROW #27	2,927.08			
	ESCROW #28				
	ESCROW #29				
	ESCROW #30				
	ESCROW #31				
	ESCROW #32				
	ESCROW #33	9,662.18			
	ESCROW #34				
	ESCROW #35				
	ESCROW #36				
	ESCROW #37	3,134.73			
	ESCROW #38				
	ESCROW #39				
	ESCROW #40				
	ESCROW #41				
	ESCROW #42				
	ESCROW #43				
	ESCROW #44				
	ESCROW #45				

COMBINED STATEMENT OF CASH POSITION FOR FEBRUARY

FUND NAME	CHECKING ACCOUNT	CHECKING AMOUNT	TDOA ACCOUNT	TDOA AMOUNT	FUND TOTAL
	ESCROW #46				
	ESCROW #47				
	ESCROW #48				
	ESCROW #49				
	ESCROW #50				
	ESCROW #51				
	ESCROW #52				
	ESCROW #53				
	ESCROW #54				
	ESCROW #55				
	ESCROW #56				
	ESCROW #57				
	ESCROW #58				
	ESCROW #59				
	ESCROW #60				
	ESCROW #61				
	ESCROW #62				
	ESCROW #63				
	ESCROW #64				
	ESCROW #65				
	ESCROW #66				
	ESCROW #67				
	ESCROW #68				
	ESCROW #69				
	ESCROW #70				
	ESCROW #71				
	ESCROW #72				
	ESCROW #73				
	ESCROW #74				
	ESCROW #75				
	ESCROW #76				
	ESCROW #77				
	ESCROW #78				
	ESCROW #79				
	ESCROW #80				
	ESCROW #81				
	ESCROW #82				
	ESCROW #83				
	ESCROW #84				
	ESCROW #85				
	ESCROW #86				
	ESCROW #87				
	ESCROW #88				
2021 017 BUILDING SECURITY FUND	FIN CLEAR	8,985.11	TDOA MBIA	20,018.03	135,137.59
2021 018 JUSTICE COURT BLDG SECURITY FUND	FIN CLEAR	2,304.01	TDOA	9,413.13	29,003.14
2021 019 DA FOREFEITURE FUND	ESCROW #13				
	ESCROW #14				
	ESCROW #15				
	ESCROW #16				
	ESCROW #45				
2021 021 ROAD & BRIDGE - PCT. 1	FIN CLEAR	26,622.75	TDOA	605,572.43	

FUND NAME	CHECKING ACCOUNT	CHECKING AMOUNT	TDOA ACCOUNT	TDOA AMOUNT	FUND TOTAL
2021 022 ROAD & BRIDGE - PCT. 2	FIN CLEAR	33,245.86	TDOA MBIA	644,110.23	1,287,298.60
2021 023 ROAD & BRIDGE - PCT. 3	FIN CLEAR	10,760.45	TDOA MBIA	1,252,573.60	1,929,929.69
2021 024 ROAD & BRIDGE - PCT. 4	FIN CLEAR	33,659.66	TDOA MBIA	833,305.05	1,549,175.96
2021 026 ROAD & BRIDGE - GEN	FIN CLEAR	4,843.59	TDOA MBIA	621,892.00	1,360,662.50
2021 035 VICTIM COORDINATOR GRANT	FIN CLEAR	7,681.25-	TDOA MBIA	705,110.84	5,865.38
2021 036 DA FORFEITURE FUND II	FIN CLEAR	25,398.65	TDOA MBIA	1,021.79	7,681.25-
2021 037 CONSTABLE PCT #4 SEIZURE	FIN CLEAR	819.89	TDOA MBIA	27,230.16	52,628.81
2021 040 COUNTY LAW LIBRARY FUND	FIN CLEAR	7,684.97	TDOA MBIA	3,884.71	4,704.60
2021 042 COUNTY FREE LIBRARY	FIN CLEAR	30,153.21	TDOA MBIA	69,746.82	77,431.79
2021 047 DIGITIZE RECORDS	FIN CLEAR	12,477.19	TDOA MBIA	92,972.91	30,153.21
2021 048 SUPPLEMENTAL GUARDIANSHIP	FIN CLEAR	2,538.22	TDOA	92,972.91	105,450.10
2021 049 COUNTY CHILD ABUSE PREVENTION	FIN CLEAR	2,473.19	TDOA	34,468.63	37,006.85
2021 050 COURT RELATED PROGRAMS	FIN CLEAR	4,499.31	TDOA MBIA	8,286.12	10,759.31
2021 052 COUNTY & DISTRICT TECH FUND	FIN CLEAR	1,570.90	TDOA MBIA	.03	4,499.34
2021 053 CAPITALCREDITSECONOMICDEVELOP	FIN CLEAR	2,781.18	TDOA MBIA	4,991.32	6,562.22
2021 054 DISTRICT CLERK TECHNOLOGY	FIN CLEAR	7,051.24	TDOA MBIA	311,636.19	349,424.01
2021 055 CHAPTER 19	FIN CLEAR	7,005.81	TDOA MBIA	35,006.64	37,097.59
2021 056 COUNTY RECORDS FUND	FIN CLEAR	15,901.93	TDOA MBIA	30,046.35	152,144.22
2021 057 COUNTY CLERK RECORDS FUND	FIN CLEAR	15,901.93	TDOA MBIA	145,138.41	282,883.43

FUND NAME	CHECKING ACCOUNT	CHECKING AMOUNT	TDOA ACCOUNT	TDOA AMOUNT	FUND TOTAL
2021 058 DISTRICT CLERK RECORDS FUND	FIN CLEAR	4,532.72	TDOA	9,436.12	13,968.84
2021 059 COUNTY CLERK ARCHIVE	FIN CLEAR	25,607.40	TDOA	496,861.97	522,469.37
2021 070 PERMANENT IMPROVEMENT FUND	FIN CLEAR	2.05	TDOA MBIA		2.05
2021 075 RIGHT-OF-WAY FUND	FIN CLEAR		TDOA MBIA		
2021 084 TAX ANTICIPATION NOTES	FIN CLEAR		TDOA MBIA		
2021 085 DEBT SERVICE FUND	DEBT CL	43,277.46	TDOA MBIA	916,221.86	959,499.46
2021 087 VZC INDIGENT HEALTH PROGRAM	FIN CLEAR	23,352.37	TDOA MBIA	104,192.06	127,544.43
2021 088 SOIL CONSERVATION DIST FUND	FIN CLEAR	375.17	TDOA MBIA	24,376.87	24,752.04
2021 090 APPELLATE JUSTICE SYSTEM FUND	FIN CLEAR	835.35	TDOA MBIA		835.35
2021 095 PAYROLL CLEARING ACCOUNT	PAYCLEAR	194,039.82	MBIA		194,039.82
2021 096 GEN FIXED ASSETS ACCOUNT GRP			MBIA		
2021 097 LONG TERM DEBT GROUP			MBIA		
2021 131 VAN ZANDT COUNTY JAIL	FIN CLEAR	257.74	TDOA MBIA	841,012.68	1,041,270.42
2021 132 VAN ZANDT COUNTY SHERIFF DEPT	FIN CLEAR	642.49	TDOA MBIA	638,000.00	638,642.49
2021 145 SOLID WASTE GRANT	FIN CLEAR				
2021 147 HAVA CARES ACT	FIN CLEAR	1,847.52	TDOA MBIA	15,034.11	16,881.63
2021 400 FRUITVALE 2011 TXCDBG	710056WATER				
2021 401 BENNHEFERWSC	71348911131115				
2021 402 LITTLEHOPEMOOREWSC	7130260813				
2021 540 PRETRIAL SUPERVISION	FIN CLEAR	2,508.19	TDOA	125,645.09	128,153.28
2021 541 COMMUNITY SUP & CORRECTIONS	FIN CLEAR	1,542.23	TDOA MBIA	310,631.19	309,088.96
2021 542 ADULT PROBATION CIVIL	FIN CLEAR	7,293.91	TDOA MBIA	51,159.23	369,824.36

FUND NAME	CHECKING ACCOUNT	CHECKING AMOUNT	TDOA ACCOUNT	TDOA AMOUNT	FUND TOTAL
2021 543 HIGH RISK SUBSTANCE ABUSE -CFIN CLEAR	FIN CLEAR	616.68	TDOA MBIA		616.68
2021 544 HIGH RISK SEX OFFENDER -CCP FIN CLEAR	FIN CLEAR	628.96	TDOA		628.96
2021 545 GRANT C COMMIT REDUCTION PROFIN CLEAR	FIN CLEAR	.63	TDOA		.63
2021 546 JUVENILE PROBATION FUND	FIN CLEAR	43,780.69	TDOA MBIA	125,000.00	288,780.69
2021 547 VZCJPD STATE AID GRANT A	FIN CLEAR	13,619.15	TDOA MBIA		13,619.15
2021 549 VZCJPD - GRANT N	FIN CLEAR	4,479.81	TDOA MBIA		4,479.81
2021 550 D A SUPPLEMENTAL FUND	FIN CLEAR	2,557.16	TDOA MBIA		2,557.16
2021 551 VOICES - JUV CJD GRANT	FIN CLEAR		TDOA		
2021 552 ETOCG RESIDENTIAL	FIN CLEAR	1,961.00-	TDOA		1,961.00-
2021 555 JUVENILE PROBATION INTEREST FIN CLEAR	FIN CLEAR	93.47	TDOA MBIA	24,009.22	24,126.68
2021 556 REGIONAL SERVICE ENHANCEMENTFIN CLEAR	FIN CLEAR	8,997.15		23.99	8,997.15
2021 558 GRANT S	FIN CLEAR	.45			.45
2021 559 MENTAL IMPAIRMENT CASELOAD	FIN CLEAR	1,660.47	TDOA MBIA		1,660.47
2021 565 INDIGENT DEFENSE GRANT	FIN CLEAR	5,497.64	TDOA	35,642.64	41,140.28
2021 567 FIRE MARSHAL	FIN CLEAR	12,780.27	TDOA MBIA	60,281.17	183,082.77
2021 568 TECHNOLOGY RESOURCES	FIN CLEAR	1.07	TDOA		1.07
2021 569 HAVA ELECTION GRANT	FIN CLEAR	159.98	TDOA	15,213.74	15,373.72
2021 570 GOLDEN WATER SUPPLY CORP	FIN CLEAR				
2021 580 D.A. CHECK COLLECTION FUND	FIN CLEAR	714.23	TDOA MBIA	10,679.66	11,393.89
2021 591 CONSTABLE #1 TIEOSE FUND	FIN CLEAR	3,201.53	TDOA MBIA	.33	3,201.86
2021 592 CONSTABLE #2 TIEOSE FUND	FIN CLEAR	2,692.48	MBIA		2,692.48
2021 593 CONSTABLE #3 TIEOSE FUND	FIN CLEAR	1,359.92	MBIA		1,359.92
2021 594 CONSTABLE #4 TIEOSE FUND	FIN CLEAR	667.71	TDOA MBIA	4,904.74	5,572.45

FUND NAME	CHECKING ACCOUNT	CHECKING AMOUNT	TDOA ACCOUNT	TDOA AMOUNT	FUND TOTAL
2021 595 SHERIFF TLEOSE FUND	FIN CLEAR	4,974.49	TDOA MBIA	9,009.17	13,983.66
2021 596 DA TLEOSE FUND	FIN CLEAR	1,962.77	MBIA		1,962.77
2021 600 JUSTICE COURT TECHNOLOGY FUNDFIN CLEAR		2,697.13	TDOA MBIA	57,689.29	60,386.42
2021 800 CONTRIBUTION RELIEF FUND	FIN CLEAR		TDOA	16,082.93	16,082.93
2021 802 VETERAN'S MEMORIAL WALL FUNDFIN CLEAR			TDOA		
2021 803 HISTORICAL COMMISSION	FIN CLEAR	4,232.62	TDOA	5,285.44	9,518.06
2021 804 VAN TORNADO-ASSISTANCE	FIN CLEAR				
2021 805 FEMA - DEC 2015 STORM	FIN CLEAR		TDOA		
2021 806 FEMA APRIL 2016 STORM	FIN CLEAR				
2021 807 HAZARD MITIGATION GRANT	FIN CLEAR		TDOA		
2021 808 COURTHOUSE PLANNING GRANT	FIN CLEAR	84,714.56-			84,714.56-
2021 809 PRETRIAL INTERVENTION PROGRAMFIN CLEAR		14,664.95	TDOA	49,851.45	64,516.40
2021 810 SHERIFF JUSTICE FORFEITURE FFIN CLEAR		870.00	TDOA	25,451.87	26,321.87
2021 811 SHERIFF TREASURY FORFEITURE FIN CLEAR			TDOA		
2021 812 CONSTABLE PCT #1 FORFEITURE FIN CLEAR		500.00	TDOA		500.00
2021 813 VOICES - JUV CJD GRANT	FIN CLEAR	7,019.04-			7,019.04-
2021 814 LOCAL TRUANCY PREVENTION & DEFIN CLEAR		6,794.46	TDOA		6,794.46
2021 815 COVID -19	FIN CLEAR	87,872.16-	TDOA MBIA	47.50	87,824.66-
2021 816 COUNTY INFRASTURE FUND GRANTFIN CLEAR		12.61	TDOA MBIA		12.61

TOTAL

1,054,856.83

22,179,287.66

23,234,144.49

CHECK ACCOUNT

CHECK

ACCOUNT BALANCE - FIN CLEAR	678,990.96
ACCOUNT BALANCE - CTY JURY	3,411.00
ACCOUNT BALANCE - ESCROW #3	6,000.44
ACCOUNT BALANCE - ESCROW #4	7,453.63
ACCOUNT BALANCE - ESCROW #5	16,372.19
ACCOUNT BALANCE - ESCROW #10	29,053.75
ACCOUNT BALANCE - ESCROW #17	6,479.54
ACCOUNT BALANCE - ESCROW #19	52,411.85
ACCOUNT BALANCE - ESCROW #26	1,001.57
ACCOUNT BALANCE - ESCROW #27	2,927.08
ACCOUNT BALANCE - ESCROW #34	9,662.18
ACCOUNT BALANCE - ESCROW #36	3,134.73
ACCOUNT BALANCE - ESCROW #34	640.63
ACCOUNT BALANCE - DEBT CI	43,277.46
ACCOUNT BALANCE - PAYCLEAR	194,039.82

TOTAL

1,054,856.83

TDQA ACCOUNT

TDQA

ACCOUNT BALANCE - TDQA	11,367,704.02
ACCOUNT BALANCE - MBIA	10,811,583.64

TOTAL

22,179,287.66



FUND NAME	**** MONTH TO DATE **** REVENUES	**** YEAR TO DATE **** REVENUES	**** MONTH TO DATE **** EXPENSES	**** YEAR TO DATE **** EXPENSES
2021 GENERAL FUND	2,667,571.45	10,031,637.90	452,362.35	3,820,970.93
2021 RESERVE FUNDS	.00	.00	.00	.00
2021 SHERIFF CHAPTER 59 FORFEITURE	.52	6.39	.00	.00
2021 DA FORFEITURE FUND	.00	.00	.00	.00
2021 BUILDING SECURITY FUND	5,726.89	26,041.82	4,318.11	21,967.09
2021 JUSTICE COURT BLDG SECURITY	211.17	771.84	181.00	677.00
2021 DA FORFEITURE FUND	.00	.00	.00	.00
2021 ROAD & BRIDGE - PCT. 1	333,800.09	1,269,968.01	74,714.14	526,507.89
2021 ROAD & BRIDGE - PCT. 2	424,818.59	1,620,812.10	61,605.57	617,417.54
2021 ROAD & BRIDGE - PCT. 3	394,458.80	1,502,588.14	205,515.25	732,452.84
2021 ROAD & BRIDGE - PCT. 4	330,716.66	1,349,884.09	274,355.98	665,042.11
2021 ROAD & BRIDGE - GEN	4,718.35	23,591.97	4,468.45	23,719.32
2021 VICTIM COORDINATOR GRANT	10,038.42	13,730.39	4,532.85	22,793.52
2021 DA FORFEITURE FUND II	.88	48,480.19	1,807.06	19,715.37
2021 CONSTABLE PCT #4 SEIZURE	.17	2.26	1,286.00	1,941.00
2021 COUNTY LAW LIBRARY FUND	2,872.25	11,018.50	2,166.48	8,508.12
2021 COUNTY FREE LIBRARY	10,711.65	53,759.43	9,136.04	44,327.45
2021 DIGITIZE RECORDS	1,530.63	6,269.52	.00	.00
2021 SUPPLEMENTAL GUARDIANSHIP	501.11	1,533.51	.00	.00
2021 COUNTY CHILD ABUSE PREVENTION	25.45	102.32	.00	.00
2021 COURT RELATED PROGRAMS	533.51	2,449.25	.00	.00
2021 COUNTY & DISTRICT TECH FUND	123.30	609.53	.00	.00
2021 CAPITALCREDITSECONOMTCDEVELOP	12.99	128.92	.00	.00
2021 DISTRICT CLERK TECHNOLOGY FUND	730.97	2,861.77	.00	.00
2021 CHAPTER 19	.00	.00	.00	.00
2021 COUNTY RECORDS FUND	1,017.80	3,725.29	200.00	1,060.00

FUND NAME	**** MONTH TO DATE **** REVENUES	**** YEAR TO DATE **** REVENUES	**** MONTH TO DATE **** EXPENSES	**** YEAR TO DATE **** EXPENSES
2021 COUNTY CLERK RECORDS FUND	11,567.25	48,093.70	3,608.78	15,263.49
2021 DISTRICT CLERK RECORDS FUND	401.48	1,536.56	.00	.00
2021 COUNTY CLERK ARCHIVE	11,569.07	47,668.08	.00	.00
2021 PERMANENT IMPROVEMENT FUND	.00	2.05	.00	.00
2021 RIGHT-OF-WAY FUND	.00	.00	.00	.00
2021 TAX ANTICIPATION NOTES	.00	.00	.00	.00
2021 DEBT SERVICE FUND	262,761.53	991,697.49	.00	475,066.80
2021 VZC INDIGENT HEALTH PROGRAM	10,000.00	50,000.00	29,305.65	63,802.01
2021 SOIL CONSERVATION DIST FUND	56,222.38	491,848.94	87,587.20	586,862.89
2021 APPELLATE JUSTICE SYSTEM FUND	415.00	1,570.00	.00	2,160.00
2021 PAYROLL CLEARING ACCOUNT.	.00	.00	.00	.00
2021 GEN FIXED ASSETS ACCOUNT GRP	.00	.00	.00	.00
2021 LONG TERM DEBT GROUP	.00	.00	.00	.00
2021 VAN ZANDT COUNTY JAIL	220.00	148,819.52	148,819.52	636,929.45
2021 VAN ZANDT COUNTY SHERIFF DEPT	1,204.10	140,681.52	680,727.29	867,056.83
2021 SOLID WASTE GRANT	.00	.00	.00	.00
2021 2020 HAVA CARES ACT	.48	5.87	.00	18,698.43
2021 FRUITVALE 2011 TXCDBG 710056	.00	.00	.00	.00
2021 BENWHEELERWSC 71348911131115	.00	.00	.00	.00
2021 LITTLEHOPEMOOREWSC713026081315	.00	.00	.00	.00
2021 PRETRIAL SUPERVISION	584.06	3,552.55	3,552.55	21,439.09
2021 COMMUNITY SUP & CORRECTIONS	12,893.03	39,994.36	39,994.36	247,370.98
2021 ADULT PROBATION CIVIL	507.50	980.18	980.18	6,559.12
2021 HIGH RISK SUBSTANCE ABUSE -CCP	.00	3,751.26	3,751.26	22,600.89
2021 HIGH RISK SEX OFFENDER -CCP	.00	4,387.58	4,387.58	26,440.18
2021 GRANT C COMMIT REDUCTION PROG	.00	.00	.00	.00

FUND NAME	***** MONTH TO DATE *****		***** YEAR TO DATE *****	
	REVENUES	EXPENSES	REVENUES	EXPENSES
2021 JUVENILE PROBATION FUND	63,044.62	39,231.54	252,402.55	222,908.89
2021 VZCJPD STATE AID GRANT A	12,187.79	48,591.24	259,446.98	235,941.16
2021 VZCJPD - GRANT N	.00	.00	.00	.00
2021 D A SUPPLEMENTAL FUND	.00	1,196.56	7,511.34	8,119.08
2021 VOICES - JUV CJD GRANT	.00	.00	.00	.00
2021 ETCOG RESIDENTIAL	.00	1,000.00	1,286.08	2,536.08
2021 JUVENILE PROBATION INTEREST	15.88	.00	95.05	.00
2021 REGIONAL SERVICE ENHANCEMENT	.00	6,326.73	46,905.80	38,305.66
2021 GRANT S	.00	.00	.00	.00
2021 MENTAL IMPAIRMENT CASELOAD	.00	3,357.25	17,236.00	22,352.76
2021 INDIGENT DEFENSE GRANT	.00	3,851.40	11.30	19,011.68
2021 FIRE MARSHAL	22,256.14	15,516.69	86,061.56	78,661.25
2021 TECHNOLOGY RESOURCES	.00	.00	1.07	.00
2021 HAVA ELECTION GRANT	.49	.00	5.94	.00
2021 GOLDEN WATER SUPPLY CORP	.00	.00	.00	.00
2021 D.A. CHECK COLLECTION FUND	.34	241.22	521.83	1,178.55
2021 CONSTABLE #1 TLEOSE FUND	792.10	.00	792.43	125.00
2021 CONSTABLE #2 TLEOSE FUND	.00	.00	.00	.00
2021 CONSTABLE #3 TLEOSE FUND	.00	.00	.00	.00
2021 CONSTABLE #4 TLEOSE FUND	642.67	.00	644.12	582.82
2021 SHERIFF TLEOSE FUND	4,239.52	.00	4,242.74	748.13
2021 DA TLEOSE FUND	.00	.00	.00	.00
2021 JUSTICE COURT TECHNOLOGY FUND	729.80	.00	2,644.42	4,271.83
2021 CONTRIBUTION RELIEF FUND	.00	.00	.00	.00
2021 VETERAN'S MEMORIAL WALL FUND	.00	.00	.00	.00
2021 HISTORICAL COMMISSION	.17	.00	1,638.06	.00

FUND NAME	***** MONTH TO DATE ***** REVENUES	***** YEAR TO DATE ***** REVENUES	***** MONTH TO DATE ***** EXPENSES	***** YEAR TO DATE ***** EXPENSES
2021 VAN TORNADO-ASSISTANCE	.00	.00	.00	.00
2021 FEMA - DEC 2015 STORM	.00	.00	.00	.00
2021 FEMA APRIL 2016 STORM	.00	.00	.00	.00
2021 HAZARD MITIGATION GRANT	.00	.00	.00	.00
2021 COURTHOUSE PLANNING GRANT	.00	84,714.56-	.00	.00
2021 PRETRIAL INTERVENTION PROGRAM	2,851.61	10,975.67	932.80	2,655.21
2021 SHERIFF JUSTICE FORFEITURE FUN	.82	9.97	.00	.00
2021 SHERIFF TREASURY FORFEITURE FU	.00	.00	.00	.00
2021 CONSTABLE PCT #1 FORFEITURE FU	.00	.00	.00	.00
2021 VOICES - JUV CJD GRANT	10,551.23	10,551.23	3,733.64	17,897.80
2021 LOCAL TRUANCY PREVENTION & DIV	723.30	2,651.10	.00	150.00
2021 COVID -19	.00	438,254.04	.00	535,961.84
2021 COUNTY INFRASTURE FUND GRANT	.00	55,769.86	.00	55,757.25
TOTAL	4,676,504.01	20,340,796.84	1,683,296.95	10,744,515.33

ACCOUNT NAME	BEGINNING CASH BALANCE	CASH RECEIPTS	CASH DISBURSEMENTS	ENDING CASH BALANCE
<b>2021 010 GENERAL FUND</b>				
CASH	1.00			1.00
COINS	429,149.37			419,097.67
RETURNED CHECK FEES	.00			.00
AMERICAN NATIONAL CASH	.00			.00
VZC CHECKING DEBT SERVICE	3,411.00			3,411.00
PEITY CASH COLLECTION-PCT. 1	.00			.00
PEITY CASH-CITY CLERK	100.00			100.00
PEITY CASH-DIST CLERK	500.00			500.00
COUNTY COURT JURY CASH	400.00			400.00
DISTRICT COURT JURY CASH	.00			.00
PEITY CASH-UP #1	200.00			200.00
PEITY CASH-UP #2	200.00			200.00
PEITY CASH - JP#4	200.00			200.00
PEITY CASH-SHERIFF	200.00			200.00
PEITY CASH-TAX COLLECTOR	3,300.00			3,300.00
PEITY CASH - TAX COLL (BOAT)	.00			.00
PEITY CASH-TAX (BOAT CK ACCT)	2.70			2.70
TIME DEPOSIT ON ACCOUNT	3,336,986.35			4,565,181.34
MEIA MUNICIPAL INVESTORS SERV	4,710,494.68			5,800,992.78
FUND TOTALS	8,484,945.10	5,915,938.47	3,607,297.08	10,793,586.49
<b>2021 012 RESERVE FUNDS</b>				
CASH	.00			.00
TIME DEPOSIT ON ACCOUNT	.00			.00
MEIA MUNICIPAL INVESTORS SERV	.00			.00
FUND TOTALS	.00	.00	.00	.00
<b>2021 015 SHERIFF CHAPTER 59 FORFEITURE</b>				
CASH	2,433.02			2,433.02
AMERICAN NATIONAL CASH	.00			.00
CASH-OTHER	.00			.00
TIME DEPOSIT ON ACCOUNT	16,355.24			16,355.76
MEIA MUNICIPAL INVESTORS SERV	.00			.00
FUND TOTALS	18,788.26	.52	.00	18,788.78
<b>2021 016 DA FORFEITURE FUND</b>				
CASH	.00			.00
D. A. ESCROW/BART ROGERS	.00	.00	.00	.00
D. A. ESCROW	.00	.00	.00	.00
D. A. ESCROW/CALE	6,000.00	.44	.00	6,000.44
D. A. ESCROW/RODRIGUEZ	7,453.06	.57	.00	7,453.63
D. A. ESCROW	16,370.94	1.25	.00	16,372.19
D. A. ESCROW/KORROSEC	.00	.00	.00	.00
D. A. ESCROW	.00	.00	.00	.00
D. A. ESCROW	.00	.00	.00	.00
D. A. ESCROW	29,051.53	.22	.00	29,053.75
D. A. ESCROW/ASHFRD, BRCHR, ALEX	.00	.00	.00	.00
D. A. ESCROW	.00	.00	.00	.00
D. A. ESCROW	.00	.00	.00	.00
D. A. ESCROW	.00	.00	.00	.00
D. A. ESCROW/K. TURNER	6,479.05	.49	.00	6,479.54









ACCOUNT NAME	BEGINNING CASH BALANCE	CASH RECEIPTS	CASH DISBURSEMENTS	ENDING CASH BALANCE
2021 021 ROAD & BRIDGE - PCT. 1	74,079.84	333,984.72	381,441.81-	26,622.75
CASH DEPOSIT ON ACCOUNT	455,553.75	150,018.68	.00	605,572.43
MBIA MUNICIPAL INVESTORS	505,049.04	150,054.38	.00	655,103.42
FUND TOTALS	1,034,682.63	634,057.78	381,441.81-	1,287,298.60
2021 022 ROAD & BRIDGE - PCT. 2	86,320.89	425,027.39	478,102.42-	33,245.86
CASH DEPOSIT ON ACCOUNT	444,090.60	200,019.63	.00	644,110.23
MBIA MUNICIPAL INVESTORS	1,067,469.63	185,103.97	.00	1,252,573.60
FUND TOTALS	1,397,881.12	810,150.99	478,102.42-	1,929,929.69
2021 023 ROAD & BRIDGE - PCT. 3	82,544.44	469,597.49	541,381.48-	10,760.45
CASH DEPOSIT ON ACCOUNT	758,277.18	150,027.87	75,000.00-	833,305.05
MBIA MUNICIPAL INVESTORS	530,051.93	175,058.53	.00	705,110.46
FUND TOTALS	1,370,873.55	794,683.89	616,381.48-	1,549,175.96
2021 024 ROAD & BRIDGE - PCT. 4	75,062.82	330,963.60	372,366.76-	33,659.66
CASH DEPOSIT ON ACCOUNT	471,872.79	150,019.21	.00	621,892.00
MBIA MUNICIPAL INVESTORS	555,052.31	150,058.53	.00	705,110.84
FUND TOTALS	1,101,987.92	631,041.34	372,366.76-	1,360,662.50
2021 026 ROAD & BRIDGE - GEN	4,658.94	4,718.32	4,533.67-	4,843.59
CASH DEPOSIT ON ACCOUNT	1,021.76	.03	.00	1,021.79
MBIA MUNICIPAL INVESTORS	.00	.00	.00	.00
FUND TOTALS	5,680.70	4,718.35	4,533.67-	5,865.38
2021 035 VICTIM COORDINATOR GRANT	13,231.59-	10,038.42	4,488.08-	7,681.25-
CASH DEPOSIT ON ACCOUNT	.00	.00	.00	.00
MBIA MUNICIPAL INVESTORS	.00	.00	.00	.00
FUND TOTALS	13,231.59-	10,038.42	4,488.08-	7,681.25-
2021 036 DA FORFEITURE FUND II	27,867.07	.00	2,468.42-	25,398.65
CASH DEPOSIT ON ACCOUNT	27,229.28	.88	.00	27,230.16
MBIA MUNICIPAL INVESTORS	.00	.00	.00	.00
FUND TOTALS	55,096.35	.88	2,468.42-	52,628.81
2021 037 CONSTABLE PCT #4 SEIZURE	105.89	2,000.00	1,286.00-	819.89
CASH DEPOSIT ON ACCOUNT	5,884.54	.17	2,000.00-	3,884.71
MBIA MUNICIPAL INVESTORS	.00	.00	.00	.00
FUND TOTALS	5,990.43	2,000.17	3,286.00-	4,704.60
2021 040 COUNTY LAW LIBRARY FUND	4,814.97	2,870.00	.00	7,684.97

ACCOUNT NAME	BEGINNING CASH BALANCE	CASH RECEIPTS	CASH DISBURSEMENTS	ENDING CASH BALANCE
2021 042 COUNTY FREE LIBRARY	28,484.06	10,771.52	9,102.37-	30,153.21
CASH DEPOSIT ON ACCOUNT	.00	.00	.00	.00
MEIA MUNICIPAL INVESTORS SERV	.00	.00	.00	.00
FUND TOTALS	28,484.06	10,771.52	9,102.37-	30,153.21
2021 047 DIGITIZE RECORDS	10,949.56	1,527.63	.00	12,477.19
CASH DEPOSIT ON ACCOUNT	92,969.91	3.00	.00	92,972.91
MEIA	.00	.00	.00	.00
FUND TOTALS	103,919.47	1,530.63	.00	105,450.10
2021 048 SUPPLEMENTAL GUARDIANSHIP	2,038.22	500.00	.00	2,538.22
CASH	34,467.52	1.11	.00	34,468.63
TEXPOOL	36,505.74	501.11	.00	37,006.83
FUND TOTALS	34,467.52	501.11	.00	37,006.83
2021 049 COUNTY CHILD ABUSE PREVENTION	2,448.00	25.19	.00	2,473.19
CASH DEPOSIT ON ACCOUNT	8,285.86	2.28	.00	8,288.12
FUND TOTALS	10,733.86	25.45	.00	10,759.31
2021 050 COURT RELATED PROGRAMS	3,965.80	533.51	.00	4,499.31
CASH DEPOSIT ON ACCOUNT	.03	.00	.00	.03
MEIA MUNICIPAL INVESTORS SERV	.00	.00	.00	.00
FUND TOTALS	3,965.83	533.51	.00	4,499.34
2021 052 COUNTY & DISTRICT TECH FUND	1,447.76	123.14	.00	1,570.90
CASH DEPOSIT ON ACCOUNT	4,991.16	.16	.00	4,991.32
MEIA	.00	.00	.00	.00
FUND TOTALS	6,438.92	123.30	.00	6,562.22
2021 053 CAPITALCREDITSECONOMICDEVELOP	2,781.18	10.08	.00	2,791.18
CASH DEPOSIT ON ACCOUNT	311,626.11	2.91	.00	311,636.19
MEIA	35,003.73	12.99	.00	35,006.64
FUND TOTALS	349,411.02	12.99	.00	349,424.01
2021 054 DISTRICT CLERK TECHNOLOGY FUND	6,321.24	730.00	.00	7,051.24
CASH DEPOSIT ON ACCOUNT	30,045.38	.97	.00	30,046.35
MEIA MUNICIPAL INVESTORS SERV	.00	.00	.00	.00
FUND TOTALS	36,366.62	730.97	.00	37,097.59
2021 055 CHAPTER 19	.00	.00	.00	.00
TIME DEPOSIT ON ACCOUNT	.00	.00	.00	.00
MEIA	.00	.00	.00	.00
FUND TOTALS	.00	.00	.00	.00
2021 056 COUNTY RECORDS FUND	6,252.70	1,013.11	260.00-	7,005.81
CASH				

ACCOUNT NAME	BEGINNING CASH BALANCE	CASH RECEIPTS	CASH DISBURSEMENTS	ENDING CASH BALANCE
2021 057 COUNTY CLERK RECORDS FUND				
CASH DEPOSIT ON ACCOUNT	7,952.10	11,558.61	3,608.78	15,901.93
TIME DEPOSIT ON ACCOUNT	266,972.86	8.64	.00	266,981.50
MBIA MUNICIPAL INVESTORS SERV	.00	.00	.00	.00
FUND TOTALS	151,386.42	1,017.80	260.00	152,144.22
2021 058 DISTRICT CLERK RECORDS FUND				
CASH DEPOSIT ON ACCOUNT	4,131.54	401.18	.00	4,532.72
TIME DEPOSIT ON ACCOUNT	9,435.82	.30	.00	9,436.12
FUND TOTALS	13,567.36	401.48	.00	13,968.84
2021 059 COUNTY CLERK ARCHIVE				
CASH DEPOSIT ON ACCOUNT	14,054.40	11,553.00	.00	25,607.40
TIME DEPOSIT ON ACCOUNT	496,845.90	16.07	.00	496,861.97
FUND TOTALS	510,900.30	11,569.07	.00	522,469.37
2021 070 PERMANENT IMPROVEMENT FUND				
CASH DEPOSIT ON ACCOUNT	2.05	.00	.00	2.05
TIME DEPOSIT ON ACCOUNT	.00	.00	.00	.00
MBIA MUNICIPAL INVESTORS SERV	.00	.00	.00	.00
FUND TOTALS	2.05	.00	.00	2.05
2021 075 RIGHT-OF-WAY FUND				
CASH DEPOSIT ON ACCOUNT	.00	.00	.00	.00
TIME DEPOSIT ON ACCOUNT	.00	.00	.00	.00
MBIA MUNICIPAL INVESTORS SERV	.00	.00	.00	.00
FUND TOTALS	.00	.00	.00	.00
2021 084 TAX ANTICIPATION NOTES				
CASH DEPOSIT ON ACCOUNT	.00	.00	.00	.00
TIME DEPOSIT ON ACCOUNT	.00	.00	.00	.00
MBIA MUNICIPAL INVESTORS SERV	.00	.00	.00	.00
FUND TOTALS	.00	.00	.00	.00
2021 085 DEBT SERVICE FUND				
CASH DEPOSIT ON ACCOUNT	30,591.98	262,685.48	250,000.00	43,277.46
TIME DEPOSIT ON ACCOUNT	.14	.00	.00	.14
MBIA MUNICIPAL INVESTORS SERV	666,145.81	250,076.05	.00	916,221.86
FUND TOTALS	696,737.93	512,761.53	250,000.00	959,499.46
2021 087 VZC INDIGENT HEALTH PROGRAM				
CASH DEPOSIT ON ACCOUNT	18,086.21	10,000.00	4,733.84	23,352.37
TIME DEPOSIT ON ACCOUNT	104,192.06	.00	.00	104,192.06
MBIA MUNICIPAL INVESTORS SERV	.00	.00	.00	.00
FUND TOTALS	122,278.27	10,000.00	4,733.84	127,544.43
2021 088 SOIL CONSERVATION DIST FUND				
CASH DEPOSIT ON ACCOUNT	42,994.88	101,220.84	143,840.55	375.17
TIME DEPOSIT ON ACCOUNT	69,375.33	1.54	.00	24,376.87
MBIA MUNICIPAL INVESTORS SERV	.00	.00	.00	.00
FUND TOTALS	112,370.21	101,222.38	188,840.55	24,752.04
2021 090 APPELLATE JUSTICE SYSTEM FUND				
CASH DEPOSIT ON ACCOUNT	420.35	415.00	.00	835.35

ACCOUNT NAME	TIME DEPOSIT ON ACCOUNT	MBIA MUNICIPAL INVESTORS	FUND TOTALS	BEGINNING CASH BALANCE	CASH RECEIPTS	CASH DISBURSEMENTS	ENDING CASH BALANCE
2021 095 PAYROLL CLEARING ACCOUNT.				420.35	415.00	.00	835.35
CASH MUNICIPAL INVESTORS				194,039.82	.00	.00	194,039.82
FUND TOTALS				194,039.82	.00	.00	194,039.82
2021 096 GEN FIXED ASSETS ACCOUNT GRP				.00	.00	.00	.00
MBIA MUNICIPAL INVESTORS				.00	.00	.00	.00
FUND TOTALS				.00	.00	.00	.00
2021 097 LONG TERM DEBT GROUP				.00	.00	.00	.00
MBIA MUNICIPAL INVESTORS				.00	.00	.00	.00
FUND TOTALS				.00	.00	.00	.00
2021 131 VAN ZANDT COUNTY JAIL				1,011.24	147,292.50	148,046.00	257.74
CASH				.00	.00	.00	.00
MEDICARE PAYABLE				.00	.00	.00	.00
VOUCHERS PAYABLE				986,012.68	.00	145,000.00	841,012.68
TIME DEPOSIT ON ACCOUNT				200,000.00	.00	.00	200,000.00
MBIA MUNICIPAL INVESTORS				1,187,023.92	147,292.50	293,046.00	1,041,270.42
FUND TOTALS				1,187,023.92	147,292.50	293,046.00	1,041,270.42
2021 132 VAN ZANDT COUNTY SHERIFF DEPT				4,950.01	161,057.72	155,465.22	642.49
CASH				797,000.00	.00	159,000.00	638,000.00
TIME DEPOSIT ON ACCOUNT				.00	.00	.00	.00
MBIA MUNICIPAL INVESTORS				792,049.99	161,057.72	314,465.22	638,642.49
FUND TOTALS				792,049.99	161,057.72	314,465.22	638,642.49
2021 145 SOLID WASTE GRANT				.00	.00	.00	.00
CASH				.00	.00	.00	.00
TIME DEPOSIT ON ACCOUNT				.00	.00	.00	.00
FUND TOTALS				.00	.00	.00	.00
2021 147 2020 HAVA CARES ACT				1,847.52	.00	.00	1,847.52
CASH				15,033.63	.48	.00	15,034.11
TDOA				.00	.00	.00	.00
MBIA				16,881.15	.48	.00	16,881.63
FUND TOTALS				16,881.15	.48	.00	16,881.63
2021 400 FRUITVALE 2011 TXCDBG 710056				.00	.00	.00	.00
CASH				.00	.00	.00	.00
WATER GRANT CASH				.00	.00	.00	.00
FUND TOTALS				.00	.00	.00	.00
2021 401 BENWHEELERMSC 71348911131115				.00	.00	.00	.00
FUND TOTALS				.00	.00	.00	.00
2021 402 LITTLEHOPEMOOREWSC713026081315				.00	.00	.00	.00
CASH				.00	.00	.00	.00
WATER GRANT CASH				.00	.00	.00	.00
FUND TOTALS				.00	.00	.00	.00
2021 540 PRETRIAL SUPERVISION				5,480.74	580.00	3,552.55	2,508.19
CASH				5,480.74	580.00	3,552.55	2,508.19

ACCOUNT NAME	BEGINNING CASH BALANCE	CASH RECEIPTS	CASH DISBURSEMENTS	ENDING CASH BALANCE
2021 541 COMMUNITY SUP & CORRECTIONS	125,641.03	584.06	3,552.55	128,153.28
TDOA	131,121.77			
FUND TOTALS				
2021 542 ADULT PROBATION CIVIL	4,846.97	32,945.03	39,334.23	1,542.23
CASH	100.00	10.53	20,000.00	100.00
TIME DEPOSIT ON ACCOUNT	330,620.66	10.53		310,631.19
MEIA MUNICIPAL INVESTORS SERV	335,567.63		59,334.23	309,188.96
FUND TOTALS				
2021 543 HIGH RISK SUBSTANCE ABUSE -CCP	7,794.09	480.00	980.18	7,293.91
CASH	51,157.58	1.65	.00	51,159.23
TIME DEPOSIT ON ACCOUNT	311,345.37	25.85	.00	311,371.22
MEIA MUNICIPAL INVESTORS SERV	370,297.04	507.50	980.18	369,824.36
FUND TOTALS				
2021 544 HIGH RISK SEX OFFENDER -CCP	4,287.16	57.53	3,728.01	616.68
CASH	.00	.00	.00	.00
TIME DEPOSIT ON ACCOUNT	.00	.00	.00	.00
MEIA MUNICIPAL INVESTORS SERV	4,287.16	57.53	3,728.01	616.68
FUND TOTALS				
2021 545 GRANT C COMMIT REDUCTION PROG	4,902.24	.00	4,273.28	628.96
CASH	.00	.00	.00	.00
TIME DEPOSIT ON ACCOUNT	.00	.00	.00	.00
MEIA MUNICIPAL INVESTORS SERV	4,902.24	.00	4,273.28	628.96
FUND TOTALS				
2021 546 JUVENILE PROBATION FUND	308.56	.00	307.93	.63
CASH	308.56	.00	307.93	.63
TIME DEPOSIT ON ACCOUNT	.00	.00	.00	.00
MEIA MUNICIPAL INVESTORS SERV	.00	.00	.00	.00
FUND TOTALS				
2021 547 VZCJPD STATE AID GRANT A	19,263.74	63,352.55	38,835.60	43,780.69
CASH	125,000.00	.00	.00	125,000.00
TIME DEPOSIT ON ACCOUNT	120,000.00	.00	.00	120,000.00
MEIA MUNICIPAL INVESTORS SERV	264,263.74	63,352.55	38,835.60	288,780.69
FUND TOTALS				
2021 549 VZCJPD - GRANT N	49,601.10	12,187.79	48,169.74	13,619.15
CASH	.00	.00	.00	.00
TIME DEPOSIT ON ACCOUNT	.00	.00	.00	.00
MEIA MUNICIPAL INVESTORS SERV	49,601.10	12,187.79	48,169.74	13,619.15
FUND TOTALS				
2021 550 D A SUPPLEMENTAL FUND	4,479.81	.00	.00	4,479.81
CASH	4,479.81	.00	.00	4,479.81
TIME DEPOSIT ON ACCOUNT	.00	.00	.00	.00
MEIA MUNICIPAL INVESTORS SERV	.00	.00	.00	.00
FUND TOTALS				
2021 551 VOICES - JUV CJD GRANT	3,768.98	.00	1,211.82	2,557.16
VOICES - CJD JUV GRANT	3,768.98	.00	1,211.82	2,557.16
FUND TOTALS				

ACCOUNT NAME	BEGINNING CASH BALANCE	CASH RECEIPTS	CASH DISBURSEMENTS	ENDING CASH BALANCE
2021 552 ETCOG RESIDENTIAL	961.00-	.00	1,000.00-	1,961.00-
CASH	961.00-	.00	1,000.00-	1,961.00-
FUND TOTALS	961.00-	.00	1,000.00-	1,961.00-
2021 555 JUVENILE PROBATION INTEREST	92.36	1.11	.00	93.47
CASH	92.36	1.11	.00	93.47
TIME DEPOSIT ON ACCOUNT	24,004.41	4.81	.00	24,009.22
MBIA MUNICIPAL INVESTORS SERV	14.03	9.96	.00	23.99
FUND TOTALS	24,110.80	15.88	.00	24,126.68
2021 556 REGIONAL SERVICE ENHANCEMENT	15,224.99	21.89	6,249.73-	8,997.15
CASH	15,224.99	21.89	6,249.73-	8,997.15
FUND TOTALS	15,224.99	21.89	6,249.73-	8,997.15
2021 558 GRANT S	.45	.00	.00	.45
CASH	.45	.00	.00	.45
FUND TOTALS	.45	.00	.00	.45
2021 559 MENTAL IMPAIRMENT CASELOAD	4,984.96	354.47	3,678.96-	1,660.47
CASH	4,984.96	354.47	3,678.96-	1,660.47
TIME DEPOSIT ON ACCOUNT	.00	.00	.00	.00
MBIA MUNICIPAL INVESTORS SERV	.00	.00	.00	.00
FUND TOTALS	4,984.96	354.47	3,678.96-	1,660.47
2021 565 INDIGENT DEFENSE GRANT	9,239.10	.00	3,741.46-	5,497.64
CASH	9,239.10	.00	3,741.46-	5,497.64
TIME DEPOSIT ON ACCOUNT	35,642.64	.00	.00	35,642.64
FUND TOTALS	44,881.74	.00	3,741.46-	41,140.28
2021 567 FIRE MARSHAL	12,610.62	54,348.98	54,179.33-	12,780.27
CASH	12,610.62	54,348.98	54,179.33-	12,780.27
TDCA	92,279.16	2.01	32,000.00-	60,281.17
MBIA	110,012.20	9.13	.00	110,021.33
FUND TOTALS	214,901.98	54,360.12	86,179.33-	183,082.77
2021 568 TECHNOLOGY RESOURCES	1.07	.00	.00	1.07
CASH	1.07	.00	.00	1.07
TIME DEPOSIT ON ACCOUNT	.00	.00	.00	.00
FUND TOTALS	1.07	.00	.00	1.07
2021 569 HAVA ELECTION GRANT	159.98	.00	.00	159.98
CASH	159.98	.00	.00	159.98
TDCA	15,213.25	.49	.00	15,213.74
MBIA	.00	.00	.00	.00
FUND TOTALS	15,373.23	.49	.00	15,373.72
2021 570 GOLDEN WATER SUPPLY CORP	.00	.00	.00	.00
GOLDEN WATER TDHCA 726216	.00	.00	.00	.00
MBIA MUNICIPAL INVESTORS SERV	.00	.00	.00	.00
FUND TOTALS	.00	.00	.00	.00
2021 580 D.A. CHECK COLLECTION FUND	955.45	.00	241.22-	714.23
CASH	955.45	.00	241.22-	714.23
TIME DEPOSIT ON ACCOUNT	10,679.32	.34	.00	10,679.66

ACCOUNT NAME	BEGINNING CASH BALANCE	CASH RECEIPTS	CASH DISBURSEMENTS	ENDING CASH BALANCE
2021 591 MBIA MUNICIPAL INVESTORS SERV	11,634.77	.34	241.22	11,393.89
CASH	2,409.43	792.10	.00	3,201.53
CASH - CITIZENS NATIONAL	.49	.00	.00	.49
TDOA	.33	.00	.00	.33
MBIA MUNICIPAL INVESTORS SERV	.00	.00	.00	.00
FUND TOTALS	2,409.27	792.10	.00	3,201.37
2021 592 CONSTABLE #2 TLEOSE FUND	2,692.48	.00	.00	2,692.48
CASH	2,692.48	.00	.00	2,692.48
CASH OTHER	.00	.00	.00	.00
MBIA MUNICIPAL INVESTORS SERV	.00	.00	.00	.00
FUND TOTALS	2,692.48	.00	.00	2,692.48
2021 593 CONSTABLE #3 TLEOSE FUND	1,359.92	.00	.00	1,359.92
CASH	3,738.50	.00	.00	3,738.50
CASH OTHER - CITY NATIONAL	.00	.00	.00	.00
MBIA MUNICIPAL INVESTORS SERV	.00	.00	.00	.00
FUND TOTALS	5,098.42	.00	.00	5,098.42
2021 594 CONSTABLE #4 TLEOSE FUND	25.19	642.52	.00	667.71
CASH	4,904.59	.15	.00	4,904.74
TIME DEPOSIT ON ACCOUNT	.00	.00	.00	.00
MBIA MUNICIPAL INVESTORS SERV	4,929.78	642.67	.00	5,572.45
FUND TOTALS	735.26	4,239.23	.00	4,974.49
2021 595 SHERIFF TLEOSE FUND	9,008.88	.29	.00	9,009.17
CASH	9,744.14	.00	.00	13,983.66
TDOA	.00	.00	.00	.00
MBIA MUNICIPAL INVESTORS SERV	.00	.00	.00	.00
FUND TOTALS	1,962.77	.00	.00	1,962.77
2021 596 DA TLEOSE FUND	1,962.77	.00	.00	1,962.77
CASH	.00	.00	.00	.00
MBIA MUNICIPAL INVESTORS SERV	.00	.00	.00	.00
FUND TOTALS	1,962.77	.00	.00	1,962.77
2021 600 JUSTICE COURT TECHNOLOGY FUND	1,967.33	729.80	.00	2,697.13
CASH	57,689.29	.00	.00	57,689.29
TIME DEPOSIT ON ACCOUNT	.00	.00	.00	.00
MBIA MUNICIPAL INVESTORS SERV	.00	.00	.00	.00
FUND TOTALS	59,656.62	729.80	.00	60,386.42
2021 800 CONTRIBUTION RELIEF FUND	16,082.93	.00	.00	16,082.93
CASH	16,082.93	.00	.00	16,082.93
TIME DEPOSIT ON ACCOUNT	.00	.00	.00	.00
FUND TOTALS	16,082.93	.00	.00	16,082.93
2021 802 VETERAN'S MEMORIAL WALL FUND	.00	.00	.00	.00
CASH	.00	.00	.00	.00
TIME DEPOSIT ON ACCOUNT	.00	.00	.00	.00
FUND TOTALS	.00	.00	.00	.00
2021 803 HISTORICAL COMMISSION CASH	4,232.62	.00	.00	4,232.62
HISTORICAL COMMISSION	4,232.62	.00	.00	4,232.62
HISTORICAL COMMISSION	.00	.00	.00	.00
CASH	.00	.00	.00	.00
FUND TOTALS	4,232.62	.00	.00	4,232.62

ACCOUNT NAME TIME DEPOSIT ON ACCOUNT FUND TOTALS	BEGINNING CASH BALANCE	CASH RECEIPTS	CASH DISBURSEMENTS	ENDING CASH BALANCE
2021 804 VAN TORNADO-ASSISTANCE VAN TORNADO-ASSISTANCE-CASH VTASST-TIME DEPOSITON ACCOUNT FUND TOTALS	5,285.27 9,517.89	.17 .17	.00 .00	5,285.44 9,518.06
2021 805 FEMA - DEC 2015 STORM CASH TIME DEPOSIT ON ACCOUNT FUND TOTALS	.00 .00	.00 .00	.00 .00	.00 .00
2021 806 FEMA APRIL 2016 STORM CASH TIME DEPOSIT ON ACCOUNT FUND TOTALS	.00 .00	.00 .00	.00 .00	.00 .00
2021 807 HAZARD MITIGATION GRANT CASH TIME DEPOSIT ON ACCOUNT MEITA MUNICIPAL INVESTORS SERV FUND TOTALS	.00 .00 .00	.00 .00 .00	.00 .00 .00	.00 .00 .00
2021 808 COURTHOUSE PLANNING GRANT CASH WATER GRANT CASH FUND TOTALS	84,714.56 .00 84,714.56	.00 .00	.00 .00	84,714.56 .00 84,714.56
2021 809 PRETRIAL INTERVENTION PROGRAM CASH TIME DEPOSIT ON ACCOUNT FUND TOTALS	12,684.42 49,849.84 62,534.26	2,850.00 1.61 2,851.61	869.47 .00 869.47	14,664.95 49,851.45 64,516.40
2021 810 SHERIFF JUSTICE FORFEITURE FUN CASH TIME DEPOSIT ON ACCOUNT FUND TOTALS	870.00 25,451.05 26,321.05	.00 .82 .82	.00 .00 .00	870.00 25,451.87 26,321.87
2021 811 SHERIFF TREASURY FORFEITURE FU CASH TIME DEPOSIT ON ACCOUNT FUND TOTALS	.00 .00	.00 .00	.00 .00	.00 .00
2021 812 CONSTABLE PCT #1 FORFEITURE FU CASH TIME DEPOSIT ON ACCOUNT FUND TOTALS	500.00 .00 500.00	.00 .00	.00 .00	500.00 .00 500.00
2021 813 VOICES - JUV CJD GRANT VOICES - CUD JUV GRANT TIME DEPOSIT ON ACCOUNT FUND TOTALS	13,854.58 13,854.58	10,551.23 10,551.23	3,715.69 3,715.69	7,019.04 7,019.04
2021 814 LOCAL TRUANCY PREVENTION & DIV CASH TIME DEPOSIT ON ACCOUNT	6,146.16 .00	723.30 .00	75.00 .00	6,794.46 .00



ACCOUNT NAME	BEGINNING CASH BALANCE	CASH RECEIPTS	CASH DISBURSEMENTS	ENDING CASH BALANCE
2021 815 COVID -19	39,649.70-	.00	48,222.46-	87,872.16-
CASH DEPOSIT ON ACCOUNT	.00	.00	.00	.00
TIME DEPOSIT ON ACCOUNT	47.50	.00	.00	47.50
MBIA MUNICIPAL INVESTORS SERV				
FUND TOTALS	39,602.20-	.00	48,222.46-	87,824.66-
2021 816 COUNTY INFRASTRUCTURE FUND GRANT	12.61	.00	.00	12.61
CASH DEPOSIT ON ACCOUNT	.00	.00	.00	.00
MBIA MUNICIPAL INVESTORS SERV				
FUND TOTALS	12.61	.00	.00	12.61
GRAND TOTALS	20,128,178.32	9,967,942.50	6,853,234.62-	23,242,886.20

ACCOUNT NUMBER	ACCOUNT NAME	DATE	AMDMT NUMBER	OLD BUDGET AMOUNT	AMENDED BUDGET AMOUNT	AMOUNT OF CHANGE	DESCRIPTION	CLK
2021 010-371-100	OTHER MISC. REVENU	03/03/2021	210033	1.00	2,870.00-	2,870.00-	INCREASE REV & EXP	MK
				TOTAL AMENDMENTS	1.00	2,870.00-		
2021 010-400-103	SALARIES - EMPLOYE	12/09/2020	200130	35,915.62	36,056.72	141.10-	FY2020 YEAR END CLEAN UP	MK
2021 010-400-103	SALARIES - EMPLOYE	12/09/2020	200145	36,056.72	35,915.62	141.10-	REVERSE #200130	MK
2021 010-400-310	OFFICE SUPPLIES	03/17/2021	210034	300.00	425.00	75.00-	LINE ITEM TRANSFER	MK
2021 010-400-481	SUBSCRIPTIONS/DUES	03/17/2021	210034	595.00	670.00	75.00	LINE ITEM TRANSFER	MK
				TOTAL AMENDMENTS	4	.00		
2021 010-402-103	SALARIES - EMPLOYE	12/09/2020	200130	46,891.78	47,432.84	541.06	FY2020 YEAR END CLEAN UP	MK
2021 010-402-103	SALARIES - EMPLOYE	12/09/2020	200145	47,432.84	46,891.78	541.06-	REVERSE #200130	MK
2021 010-402-495	MISCELLANEOUS EXPE	03/03/2021	210033	1,475.00	4,345.00	2,870.00	INCREASE REV & EXP	MK
				TOTAL AMENDMENTS	3	2,870.00		
				TOTAL AMENDMENTS	3	2,870.00		
2021 010-403-103	SALARIES - EMPLOYE	12/09/2020	200130	138,480.39	139,045.57	565.18-	FY2020 YEAR END CLEAN UP	MK
2021 010-403-103	SALARIES - EMPLOYE	12/09/2020	200145	139,045.57	138,480.39	565.18-	REVERSE #200130	MK
				TOTAL AMENDMENTS	2	.00		
				TOTAL AMENDMENTS	2	.00		
2021 010-404-107	SALARIES-EXTRA HEL	11/25/2020	210011	28,000.00	35,000.00	7,000.00	LINE ITEM TRANSFER	MK
2021 010-404-311	POSTAGE	11/25/2020	210011	20,000.00	13,000.00	7,000.00-	LINE ITEM TRANSFER	MK
2021 010-404-484	OTHER ELECTION EXP	12/09/2020	200130	32,000.00	32,025.09	25.09-	FY2020 YEAR END CLEAN UP	MK
2021 010-404-484	OTHER ELECTION EXP	12/09/2020	200145	32,025.09	32,000.00	25.09-	REVERSE #200130	MK
				TOTAL AMENDMENTS	4	.00		
				TOTAL AMENDMENTS	4	.00		
2021 010-409-800	CONTINGENCY	12/09/2020	200130	441,912.00	423,804.37	18,107.63-	FY2020 YEAR END CLEAN UP	MK
2021 010-409-800	CONTINGENCY	12/09/2020	200145	423,804.37	441,912.00	18,107.63-	REVERSE #200130	MK
2021 010-409-800	CONTINGENCY	01/06/2021	210019	441,912.00	435,254.00	6,658.00-	LINE ITEM TRANSFER	MK
2021 010-409-800	CONTINGENCY	02/03/2021	210028	435,254.00	333,254.00	102,000.00-	LINE ITEM TRANSFER - UNIFORM	MK
				TOTAL AMENDMENTS	4	108,658.00-		
				TOTAL AMENDMENTS	4	108,658.00-		
2021 010-412-428	TRAVEL	10/14/2020	210001	1,500.00	1,000.00	500.00-	LINE ITEM TRANSFER	MK
2021 010-412-495	MTSC	10/14/2020	210001	210001	500.00	500.00	LINE ITEM TRANSFER	MK
				TOTAL AMENDMENTS	2	.00		
				TOTAL AMENDMENTS	2	.00		
2021 010-413-103	SALARIES-EMPLOYEE	12/09/2020	200130	13,770.48	13,929.42	158.94-	FY2020 YEAR END CLEAN UP	MK
2021 010-413-103	SALARIES-EMPLOYEE	12/09/2020	200145	13,929.42	13,770.48	158.94-	REVERSE #200130	MK
2021 010-413-201	SOCIAL SECURITY TA	12/09/2020	200130	1,065.44	1,065.67	12.23-	FY2020 YEAR END CLEAN UP	MK
2021 010-413-201	SOCIAL SECURITY TA	12/09/2020	200145	1,065.67	1,053.44	12.23-	REVERSE #200130	MK
				TOTAL AMENDMENTS	4	.00		
				TOTAL AMENDMENTS	4	.00		
2021 010-445-101	SALARIES - COURT A	12/09/2020	200130	146,683.48	144,352.93	1,669.45-	FY2020 YEAR END CLEAN UP	MK
2021 010-445-101	SALARIES - COURT A	12/09/2020	200145	146,352.93	144,683.48	1,669.45-	REVERSE #200130	MK
2021 010-445-103	SALARIES - EMPLOYE	12/09/2020	200130	105,103.63	107,157.20	2,053.57-	FY2020 YEAR END CLEAN UP	MK
2021 010-445-103	SALARIES - EMPLOYE	12/09/2020	200145	107,157.20	105,103.63	2,053.57-	REVERSE #200130	MK
				TOTAL AMENDMENTS	4	.00		
				TOTAL AMENDMENTS	4	.00		
2021 010-450-101	SALARIES - DISTRICT	12/09/2020	200130	48,980.39	49,545.78	565.39-	FY2020 YEAR END CLEAN UP	MK
2021 010-450-101	SALARIES - DISTRICT	12/09/2020	200145	49,545.78	48,980.39	565.39-	REVERSE #200130	MK
2021 010-450-103	SALARIES - EMPLOYE	12/09/2020	200130	112,783.57	113,074.28	290.71-	FY2020 YEAR END CLEAN UP	MK
2021 010-450-103	SALARIES - EMPLOYE	12/09/2020	200145	113,074.28	112,783.57	290.71-	REVERSE #200130	MK
				TOTAL AMENDMENTS	4	.00		
				TOTAL AMENDMENTS	4	.00		
2021 010-455-311	POSTAGE	12/09/2020	200130	2,000.00	2,077.65	77.65-	FY2020 YEAR END CLEAN UP	MK
2021 010-455-311	POSTAGE	12/09/2020	200145	2,077.65	2,000.00	77.65-	REVERSE #200130	MK
				TOTAL AMENDMENTS	2	.00		
				TOTAL AMENDMENTS	2	.00		

ACCOUNT NUMBER	ACCOUNT NAME	DATE	AMDMT NUMBER	OLD BUDGET AMOUNT	AMENDED BUDGET AMOUNT	AMOUNT OF CHANGE	DESCRIPTION	YEAR END	CLEAN UP	CLK
2021 010-461-101	SALARIES - JUSTICE	12/09/2020	200130	42,094.76	42,580.38	485.62	FY2020 YEAR END	CLEAN UP		MK
2021 010-461-101	SALARIES - JUSTICE	12/09/2020	200130	42,580.38	42,094.76	485.62	REVERSE #200130			MK
2021 010-461-101	OFFICE SUPPLIES	12/09/2020	200145	1,300.00	1,320.42	20.42	FY2020 YEAR END	CLEAN UP		MK
2021 010-461-310	OFFICE SUPPLIES	12/09/2020	200145	1,320.42	1,300.00	20.42	REVERSE #200130			MK
EXPENDITURES - JP #1			TOTAL AMENDMENTS	4	TOTAL CHANGES	.00				
2021 010-462-101	SALARIES - JUSTICE	12/09/2020	200130	42,094.76	42,580.38	485.62	FY2020 YEAR END	CLEAN UP		MK
2021 010-462-101	SALARIES - JUSTICE	12/09/2020	200145	42,580.38	42,094.76	485.62	REVERSE #200130			MK
2021 010-462-103	SALARIES - EMPLOYEE	12/09/2020	200130	28,448.54	28,772.76	324.22	FY2020 YEAR END	CLEAN UP		MK
2021 010-462-103	SALARIES - EMPLOYEE	12/09/2020	200145	28,772.76	28,448.54	324.22	REVERSE #200130			MK
2021 010-462-402	CONTRACT SERVICES	12/09/2020	200130	1,000.00	1,158.00	158.00	FY2020 YEAR END	CLEAN UP		MK
2021 010-462-402	CONTRACT SERVICES	12/09/2020	200145	1,158.00	1,000.00	158.00	REVERSE #200130			MK
EXPENDITURES - JP #2			TOTAL AMENDMENTS	6	TOTAL CHANGES	.00				
2021 010-463-101	SALARIES - JUSTICE	12/09/2020	200130	42,094.76	42,580.38	485.62	FY2020 YEAR END	CLEAN UP		MK
2021 010-463-101	SALARIES - JUSTICE	12/09/2020	200145	42,580.38	42,094.76	485.62	REVERSE #200130			MK
2021 010-463-103	SALARIES - EMPLOYEE	12/09/2020	200130	28,448.54	28,772.76	324.22	FY2020 YEAR END	CLEAN UP		MK
2021 010-463-103	SALARIES - EMPLOYEE	12/09/2020	200145	28,772.76	28,448.54	324.22	REVERSE #200130			MK
EXPENDITURES - JP #3			TOTAL AMENDMENTS	4	TOTAL CHANGES	.00				
2021 010-464-101	SALARIES - JUSTICE	12/09/2020	200130	42,094.76	42,580.38	485.62	FY2020 YEAR END	CLEAN UP		MK
2021 010-464-101	SALARIES - JUSTICE	12/09/2020	200145	42,580.38	42,094.76	485.62	REVERSE #200130			MK
2021 010-464-103	SALARIES - EMPLOYEE	12/09/2020	200130	28,448.54	28,772.76	324.22	FY2020 YEAR END	CLEAN UP		MK
2021 010-464-103	SALARIES - EMPLOYEE	12/09/2020	200145	28,772.76	28,448.54	324.22	REVERSE #200130			MK
EXPENDITURES - JP #4			TOTAL AMENDMENTS	4	TOTAL CHANGES	.00				
2021 010-476-103	SALARIES - EMPLOYEE	10/14/2020	210002	457,000.48	475,410.77	18,410.29	FROM YOWA TO DA	SALARY UP		MK
2021 010-476-311	POSTAGE	12/09/2020	200130	500.00	505.50	5.50	FY2020 YEAR END	CLEAN UP		MK
2021 010-476-311	POSTAGE	12/09/2020	200145	505.50	500.00	5.50	REVERSE #200130			MK
2021 010-476-481	SUBSCRIPTIONS/DUES	12/09/2020	200130	2,300.00	2,360.00	60.00	FY2020 YEAR END	CLEAN UP		MK
2021 010-476-481	SUBSCRIPTIONS/DUES	12/09/2020	200145	2,360.00	2,300.00	60.00	REVERSE #200130			MK
2021 010-476-495	MISCELLANEOUS	12/09/2020	200130	280.50	30.50	30.50	FY2020 YEAR END	CLEAN UP		MK
2021 010-476-495	MISCELLANEOUS	12/09/2020	200145	280.50	250.00	30.50	REVERSE #200130			MK
EXPENDITURES - DA			TOTAL AMENDMENTS	7	TOTAL CHANGES	18,410.29				
2021 010-495-102	SALARIES - COUNTY	12/09/2020	200130	77,037.25	77,926.11	888.86	FY2020 YEAR END	CLEAN UP		MK
2021 010-495-102	SALARIES - COUNTY	12/09/2020	200145	77,926.11	77,037.25	888.86	REVERSE #200130			MK
EXPENDITURES - CO. AUDITOR			TOTAL AMENDMENTS	2	TOTAL CHANGES	.00				
2021 010-497-101	SALARIES - COUNTY	12/09/2020	200130	48,980.39	49,545.78	565.39	FY2020 YEAR END	CLEAN UP		MK
2021 010-497-101	SALARIES - COUNTY	12/09/2020	200145	49,545.78	48,980.39	565.39	REVERSE #200130			MK
EXPENDITURES - CO. TREASURER			TOTAL AMENDMENTS	2	TOTAL CHANGES	.00				
2021 010-499-101	SALARIES - TAX COL	12/09/2020	200130	48,980.39	49,545.78	565.39	FY2020 YEAR END	CLEAN UP		MK
2021 010-499-101	SALARIES - TAX COL	12/09/2020	200145	49,545.78	48,980.39	565.39	REVERSE #200130			MK
EXPENDITURES - TAX COLLECTOR			TOTAL AMENDMENTS	2	TOTAL CHANGES	.00				
2021 010-503-103	SALARIES - EMPLOYEE	12/09/2020	200130	96,676.00	97,973.96	1,297.96	FY2020 YEAR END	CLEAN UP		MK
2021 010-503-103	SALARIES - EMPLOYEE	12/09/2020	200145	97,973.96	96,676.00	1,297.96	REVERSE #200130			MK
2021 010-503-420	TELEPHONE (FAX)	12/09/2020	200130	118,000.00	118,392.32	392.32	FY2020 YEAR END	CLEAN UP		MK
2021 010-503-420	TELEPHONE (FAX)	12/09/2020	200145	118,392.32	118,000.00	392.32	REVERSE #200130			MK
EXPENDITURES-DATA PROCESSING			TOTAL AMENDMENTS	4	TOTAL CHANGES	.00				
2021 010-510-103	SALARIES - EMPLOYEE	12/09/2020	200130	29,993.60	30,585.47	591.87	FY2020 YEAR END	CLEAN UP		MK
2021 010-510-103	SALARIES - EMPLOYEE	12/09/2020	200145	30,585.47	29,993.60	591.87	REVERSE #200130			MK

ACCOUNT NUMBER	ACCOUNT NAME	DATE	AMDMT NUMBER	OLD BUDGET AMOUNT	AMENDED BUDGET AMOUNT	AMOUNT OF CHANGE	DESCRIPTION	CLK
2021 010-510-103	SALARIES - EMPLOYE	01/06/2021	210019	29,993.60	38,693.60	8,700.00	LINE ITEM TRANSFER	MR
2021 010-510-107	EXTRA HELP	01/06/2021	210019	9,427.00	9,427.00	0.00	LINE ITEM TRANSFER	MR
2021 010-510-201	SOCIAL SECURITY TA	01/06/2021	210019	3,415.68	3,685.68	270.00	LINE ITEM TRANSFER	MR
2021 010-510-202	GROUP INSURANCE	01/06/2021	210019	8,002.32	14,002.32	6,000.00	LINE ITEM TRANSFER	MR
2021 010-510-203	RETIREMENT CONTRIB	01/06/2021	210019	3,224.61	3,939.61	715.00	LINE ITEM TRANSFER	MR
2021 010-510-402	WATER	12/09/2020	200130	13,500.00	13,825.18	325.18	FY2020 YEAR END CLEAN UP	MR
2021 010-510-442	WATER	12/09/2020	200145	13,825.18	13,500.00	325.18	REVERSE #200130	MR
	EXPENDITURES - PUBLIC BLDGS		TOTAL AMENDMENTS	9	TOTAL	6,658.00		
2021 010-551-101	SALARIES - CONSTAB	12/09/2020	200130	39,455.29	39,910.49	455.20	FY2020 YEAR END CLEAN UP	MR
2021 010-551-101	SALARIES - CONSTAB	12/09/2020	200145	39,910.49	39,455.29	455.20	REVERSE #200130	MR
2021 010-551-330	FUEL AND LUBRICANT	12/09/2020	200130	5,000.00	5,555.87	555.87	FY2020 YEAR END CLEAN UP	MR
2021 010-551-330	FUEL AND LUBRICANT	12/09/2020	200145	5,555.87	5,000.00	555.87	REVERSE #200130	MR
	EXPENDITURES - CONSTABLE PCT.1		TOTAL AMENDMENTS	4	TOTAL	0.00		
2021 010-552-101	SALARIES - CONSTAB	12/09/2020	200130	39,455.29	39,910.49	455.20	FY2020 YEAR END CLEAN UP	MR
2021 010-552-101	SALARIES - CONSTAB	12/09/2020	200145	39,910.49	39,455.29	455.20	REVERSE #200130	MR
2021 010-552-339	UNIFORMS	02/03/2021	210024	400.00	734.90	334.90	LINE ITEM TRANSFER	MR
2021 010-552-428	FUEL AND LUBRICANT	02/03/2021	210024	500.00	165.10	334.90	LINE ITEM TRANSFER	MR
	EXPENDITURES - CONSTABLE PCT.2		TOTAL AMENDMENTS	4	TOTAL	0.00		
2021 010-553-101	SALARIES - CONSTAB	12/09/2020	200130	39,455.29	39,910.49	455.20	FY2020 YEAR END CLEAN UP	MR
2021 010-553-101	SALARIES - CONSTAB	12/09/2020	200145	39,910.49	39,455.29	455.20	REVERSE #200130	MR
2021 010-553-201	SOCIAL SECURITY TA	12/09/2020	200130	3,018.33	3,486.86	468.53	FY2020 YEAR END CLEAN UP	MR
2021 010-553-201	SOCIAL SECURITY TA	12/09/2020	200145	3,053.19	3,018.33	34.86	REVERSE #200130	MR
	EXPENDITURES - CONSTABLE PCT.3		TOTAL AMENDMENTS	4	TOTAL	0.00		
2021 010-554-101	SALARIES - CONSTAB	12/09/2020	200130	39,455.29	39,910.49	455.20	FY2020 YEAR END CLEAN UP	MR
2021 010-554-101	SALARIES - CONSTAB	12/09/2020	200145	39,910.49	39,455.29	455.20	REVERSE #200130	MR
2021 010-554-201	SOCIAL SECURITY TA	12/09/2020	200130	3,018.33	3,486.86	468.53	FY2020 YEAR END CLEAN UP	MR
2021 010-554-201	SOCIAL SECURITY TA	12/09/2020	200145	3,053.19	3,018.33	34.86	REVERSE #200130	MR
	EXPENDITURES - CONSTABLE PCT.4		TOTAL AMENDMENTS	4	TOTAL	0.00		
2021 010-580-103	SALARIES - EMPLOYE	12/09/2020	200130	28,448.54	28,822.08	373.54	FY2020 YEAR END CLEAN UP	MR
2021 010-580-103	SALARIES - EMPLOYE	12/09/2020	200145	28,822.08	28,448.54	373.54	REVERSE #200130	MR
	EXPENDITURES - DPS		TOTAL AMENDMENTS	2	TOTAL	0.00		
2021 010-665-102	SALARIES - APPOINT	12/09/2020	200130	29,109.54	29,442.62	333.08	FY2020 YEAR END CLEAN UP	MR
2021 010-665-102	SALARIES - APPOINT	12/09/2020	200145	29,442.62	29,109.54	333.08	REVERSE #200130	MR
2021 010-665-103	SALARIES - EMPLOYE	12/09/2020	200130	27,681.22	28,007.55	326.33	FY2020 YEAR END CLEAN UP	MR
2021 010-665-103	SALARIES - EMPLOYE	12/09/2020	200145	28,007.55	27,681.22	326.33	REVERSE #200130	MR
2021 010-665-201	SOCIAL SECURITY TA	12/09/2020	200130	5,415.49	5,438.71	23.22	FY2020 YEAR END CLEAN UP	MR
2021 010-665-201	SOCIAL SECURITY TA	12/09/2020	200145	5,438.71	5,415.49	23.22	REVERSE #200130	MR
	EXPENDITURES - EXT. SERVICE		TOTAL AMENDMENTS	6	TOTAL	0.00		
2021 010-671-107	SALARIES - PART TI	12/09/2020	200130	9,276.96	9,777.96	501.96	FY2020 YEAR END CLEAN UP	MR
2021 010-671-107	SALARIES - PART TI	12/09/2020	200145	9,777.96	9,276.96	501.96	REVERSE #200130	MR
2021 010-671-201	SOCIAL SECURITY TA	12/09/2020	200130	709.61	747.98	38.37	FY2020 YEAR END CLEAN UP	MR
2021 010-671-201	SOCIAL SECURITY TA	12/09/2020	200145	747.98	709.61	38.37	REVERSE #200130	MR
2021 010-671-203	RETIREMENT CONTRIB	12/09/2020	200130	758.78	789.25	30.47	FY2020 YEAR END CLEAN UP	MR
2021 010-671-203	RETIREMENT CONTRIB	12/09/2020	200145	789.25	758.78	30.47	REVERSE #200130	MR
2021 010-671-402	CONTRACT SERVICES	12/09/2020	200130	14,000.00	14,065.16	65.16	FY2020 YEAR END CLEAN UP	MR
2021 010-671-402	CONTRACT SERVICES	12/09/2020	200145	14,065.16	14,000.00	65.16	REVERSE #200130	MR
	EXPENDITURES - FCT #1 COLLECT		TOTAL AMENDMENTS	8	TOTAL	0.00		

ACCOUNT NUMBER	ACCOUNT NAME	DATE	AMDMT NUMBER	OLD BUDGET AMOUNT	AMENDED BUDGET AMOUNT	AMOUNT OF CHANGE	DESCRIPTION	CLK
2021 010-672-103	SALARIES - EMPLOYEE	12/09/2020	200130	4,713.00	4,767.71	54.71	FY2020 YEAR END CLEAN UP	MR
2021 010-672-103	SALARIES - EMPLOYEE	12/09/2020	200145	4,713.00	4,713.00	0.00	REVERSE #200130	MR
2021 010-672-201	SOCIAL SECURITY TA	12/09/2020	200130	364.62	364.62	0.00	FY2020 YEAR END CLEAN UP	MR
2021 010-672-201	SOCIAL SECURITY TA	12/09/2020	200145	364.62	364.62	0.00	REVERSE #200130	MR
EXPENDITURES - PCT #2 COLLECT			TOTAL AMENDMENTS	4	TOTAL CHANGES	0.00		
2021 010-673-103	SALARIES - EMPLOYEE	12/09/2020	200130	13,893.00	14,187.32	294.32	FY2020 YEAR END CLEAN UP	MR
2021 010-673-103	SALARIES - EMPLOYEE	12/09/2020	200145	14,187.32	13,893.00	294.32	REVERSE #200130	MR
2021 010-673-201	SOCIAL SECURITY TA	12/09/2020	200130	1,085.32	1,085.32	0.00	FY2020 YEAR END CLEAN UP	MR
2021 010-673-201	SOCIAL SECURITY TA	12/09/2020	200145	1,085.32	1,085.32	0.00	REVERSE #200130	MR
2021 010-673-203	RETIREMENT CONTRIB	12/09/2020	200130	1,136.45	1,144.09	7.64	FY2020 YEAR END CLEAN UP	MR
2021 010-673-203	RETIREMENT CONTRIB	12/09/2020	200145	1,136.45	1,136.45	0.00	REVERSE #200130	MR
EXPENDITURES - PCT #3 COLLECT			TOTAL AMENDMENTS	6	TOTAL CHANGES	0.00		
2021 010-700-132	TRANSFER TO SHERIF	02/03/2021	210028	2,599.78	2,701.77	102.00	LINE ITEM TRANSFER - UNIFORM	MR
2021 010-700-132	TRANSFER TO SHERIF	02/03/2021	210002	18,410.29	18,410.29	0.00	FROM VOWA TO DA SALARY	MR
TOTAL TRANSFERS			TOTAL AMENDMENTS	2	TOTAL CHANGES	83,589.71		
2021 021-621-310	OFFICE SUPPLIES	02/03/2021	210026	150.00	650.00	500.00	LINE ITEM TRANSFER	MR
2021 021-621-310	OFFICE SUPPLIES	03/17/2021	210035	650.00	1,835.00	1,185.00	LINE ITEM TRANSFER	MR
2021 021-621-335	ROAD & BRIDGE MAINT	11/12/2020	210007	726.69	715.76	10.92	R&B TRANS TO CIFG	MR
2021 021-621-430	REPAIR & MAINT BLD	02/03/2021	210025	10,342.00	20,000.00	9,658.00	LINE ITEM TRANSFER	MR
2021 021-621-495	MISCELLANEOUS EXPE	02/03/2021	210025	109,185.00	89,842.00	19,343.00	LINE ITEM TRANSFER	MR
2021 021-621-800	CONTINGENCY	03/17/2021	210035	89,185.00	88,000.00	1,185.00	LINE ITEM TRANSFER	MR
EXPENDITURES - R & B PCT.1			TOTAL AMENDMENTS	7	TOTAL CHANGES	10,928.80		
2021 021-700-816	TRANSFER TO CIFG	11/12/2020	210007	0.00	10,928.80	10,928.80	R&B TRANS TO CIFG	MR
EXPENDITURES - RB#1 TRANSFERS			TOTAL AMENDMENTS	1	TOTAL CHANGES	10,928.80		
2021 022-367-000	DONATIONS - GENERA	12/09/2020	210012	0.00	3,347.00	3,347.00	INCREASE REV & EXP	MR
TOTAL AMENDMENTS			TOTAL AMENDMENTS	1	TOTAL CHANGES	3,347.00		
2021 022-370-100	ROAD DAMAGE PAYMEN	01/22/2021	210021	0.00	4,156.20	4,156.20	INCREASE REVENUE & EXPENSE	MR
TOTAL AMENDMENTS			TOTAL AMENDMENTS	1	TOTAL CHANGES	4,156.20		
2021 022-622-335	ROAD & BRIDGE MATE	11/12/2020	210007	1,256.34	1,256.34	0.00	R&B TRANS TO CIFG	MR
2021 022-622-335	ROAD & BRIDGE MATE	12/09/2020	210012	1,256.34	1,256.34	0.00	INCREASE REV & EXP	MR
2021 022-622-335	ROAD & BRIDGE MATE	01/12/2021	210021	1,259.00	1,263.00	4.00	INCREASE REVENUE & EXPENSE	MR
2021 022-622-481	SUBSCRIPTIONS/DUES	03/17/2021	210036	425.00	525.00	100.00	LINE ITEM TRANSFER	MR
2021 022-622-495	MISCELLANEOUS EXPE	03/17/2021	210036	2,000.00	1,900.00	1,000.00	LINE ITEM TRANSFER	MR
2021 022-622-571	EQUIPMENT PURCHASE	10/14/2020	210003	100.00	123,977.42	123,877.42	LINE ITEM TRANSFER	MR
2021 022-622-800	CONTINGENCY	10/14/2020	210003	135,977.00	111,929.58	23,977.42	LINE ITEM TRANSFER	MR
EXPENDITURES - R & B PCT.2			TOTAL AMENDMENTS	7	TOTAL CHANGES	5,678.80		
2021 022-700-816	TRANSFER TO CIFG	11/12/2020	210007	0.00	13,182.00	13,182.00	R&B TRANS TO CIFG	MR
EXPENDITURES - RB#2 TRANSFERS			TOTAL AMENDMENTS	1	TOTAL CHANGES	13,182.00		
2021 023-367-000	DONATIONS - GENERA	10/28/2020	210004	0.00	4,300.00	4,300.00	INCREASE REV & EXP	MR
2021 023-367-000	DONATIONS - GENERA	12/09/2020	210013	4,300.00	11,300.00	7,000.00	INCREASE REV & EXP	MR
TOTAL AMENDMENTS			TOTAL AMENDMENTS	2	TOTAL CHANGES	11,300.00		
2021 023-623-335	ROAD & BRIDGE MATE	10/28/2020	210004	812,781.74	817,081.74	4,300.00	INCREASE REV & EXP	MR
2021 023-623-335	ROAD & BRIDGE MATE	11/12/2020	210007	817,081.74	805,965.50	11,116.24	R&B TRANS TO CIFG	MR
2021 023-623-335	ROAD & BRIDGE MATE	12/09/2020	210013	805,965.50	812,965.50	7,000.00	INCREASE REV & EXP	MR

ACCOUNT NUMBER	ACCOUNT NAME	DATE	AMDMT NUMBER	OLD BUDGET AMOUNT	AMENDED BUDGET AMOUNT	AMOUNT OF CHANGE	DESCRIPTION	CLK
2021 023-623-481	DUES/SUBSCRIPTION	03/17/2021	210037	400.00	477.50	77.50	LINE ITEM TRANSFER	MK
2021 023-623-495	MISCELLANEOUS EXPE	03/17/2021	210037	5,000.00	4,922.50	77.50	LINE ITEM TRANSFER	MK
EXPENDITURES - R & B PCT.3				TOTAL AMENDMENTS	TOTAL CHANGES	183.76		
2021 023-700-816	TRANSFER TO CIFG	11/12/2020	210007	.00	11,116.24	11,116.24	R&B TRANS TO CIFG	MK
EXPENDITURES - RB#3 TRANSFERS				TOTAL AMENDMENTS	TOTAL CHANGES	11,116.24		
2021 024-367-000	GENERAL CONTRIBUTI	12/09/2020	210014	.00	14,360.00	14,360.00	INCREASE REV & EXP	MK
2021 024-367-000	GENERAL CONTRIBUTI	12/09/2020	210015	14,360.00	42,395.36	28,035.36	INCREASE REV & EXP	MK
EXPENDITURES - RB#3 TRANSFERS				TOTAL AMENDMENTS	TOTAL CHANGES	56,755.36		
2021 024-370-100	ROAD DAMAGE PAYMEN	10/28/2020	210005	.00	35,400.00	35,400.00	INCREASE REV & EXP	MK
EXPENDITURES - PCT.4				TOTAL AMENDMENTS	TOTAL CHANGES	35,400.00		
2021 024-624-330	FUEL & LUBRICANTS	03/03/2021	210029	55,000.00	52,500.00	2,500.00	LINE ITEM TRANSFER	MK
2021 024-624-335	ROAD & BRIDGE MATE	10/28/2020	210005	741,779.00	777,179.00	35,400.00	INCREASE REV & EXP	MK
2021 024-624-335	ROAD & BRIDGE MATE	11/12/2020	210007	777,179.00	10,708.76	10,708.76	R&B TRANS TO CIFG	MK
2021 024-624-335	ROAD & BRIDGE MATE	11/12/2020	210010	766,470.24	650,390.24	116,080.00	LINE ITEM TRANSFER	MK
2021 024-624-335	ROAD & BRIDGE MATE	12/09/2020	210014	650,390.24	664,730.24	14,360.00	INCREASE REV & EXP	MK
2021 024-624-335	ROAD & BRIDGE MATE	12/09/2020	210015	664,730.24	707,145.60	42,395.36	INCREASE REV & EXP	MK
2021 024-624-340	SHOP SUPPLIES & TO	03/03/2021	210029	5,250.00	7,750.00	2,500.00	LINE ITEM TRANSFER	MK
2021 024-624-371	EQUIPMENT PURCHASE	11/25/2020	210010	107,920.00	107,920.00	0.00	LINE ITEM TRANSFER	MK
2021 024-624-800	CONTINGENCY	11/25/2020	210010	107,920.00	81,446.60	26,473.40	LINE ITEM TRANSFER	MK
EXPENDITURES - PCT.4				TOTAL AMENDMENTS	TOTAL CHANGES	81,446.60		
2021 024-700-816	TRANSFER TO CIFG	11/12/2020	210007	.00	10,708.76	10,708.76	R&B TRANS TO CIFG	MK
EXPENDITURES - RB#4 TRANSFERS				TOTAL AMENDMENTS	TOTAL CHANGES	10,708.76		
2021 035-352-400	GRANT PROCEEDS	01/21/2021	210020	47,500.00	45,125.00	2,375.00	CORRECT BUDGET TO MATCH AME	SH
EXPENDITURES - VICTIM COORDINA				TOTAL AMENDMENTS	TOTAL CHANGES	2,375.00		
2021 036-352-400	FORFEITED PROPERTY	11/12/2020	210006	15,000.00	19,039.16	4,039.16	INCREASE REV & EXP	MK
2021 036-352-400	FORFEITED PROPERTY	11/12/2020	210009	19,039.16	21,643.35	2,604.19	INCREASE REV & EXP	MK
2021 036-352-400	FORFEITED PROPERTY	01/22/2021	210022	21,643.35	29,870.39	7,802.04	INCREASE REVENUE & EXPENSE	MK
2021 036-352-400	FORFEITED PROPERTY	02/03/2021	210023	29,870.39	280.00	280.00	INCREASE REV & EXP	MK
2021 036-352-400	FORFEITED PROPERTY	03/03/2021	210030	30,150.39	574.00	574.00	INCREASE REV & EXP	MK
2021 036-352-400	FORFEITED PROPERTY	03/03/2021	210031	30,724.39	83,683.50	52,412.28	INCREASE REVENUE & EXPENSE	MK
2021 036-352-400	FORFEITED PROPERTY	03/17/2021	210039	31,233.22	2,500.00	2,500.00	INCREASE REVENUE & EXPENSE	MK
2021 036-352-400	FORFEITED PROPERTY	03/17/2021	210040	83,665.50	71,165.50	12,500.00	INCREASE REVENUE & EXPENSE	MK
EXPENDITURES - VICTIM COORDINA				TOTAL AMENDMENTS	TOTAL CHANGES	71,165.50		
2021 036-476-471	DISTRIBUTION TO OT	11/12/2020	210006	1,891.90	1,891.90	0.00	INCREASE REV & EXP	MK
2021 036-476-471	DISTRIBUTION TO OT	11/12/2020	210009	1,891.90	1,341.71	550.19	INCREASE REV & EXP	MK
2021 036-476-471	DISTRIBUTION TO OT	01/22/2021	210022	3,233.61	9,409.65	6,176.04	INCREASE REVENUE & EXPENSE	MK
2021 036-476-471	DISTRIBUTION TO OT	03/17/2021	210039	9,409.65	26,847.16	17,437.51	INCREASE REVENUE & EXPENSE	MK
2021 036-476-480	LITIGATION EXPENSE	11/12/2020	210006	500.00	500.00	0.00	INCREASE REV & EXP	MK
2021 036-476-480	LITIGATION EXPENSE	01/22/2021	210022	500.00	500.00	0.00	INCREASE REVENUE & EXPENSE	MK
2021 036-476-480	LITIGATION EXPENSE	01/22/2021	210023	1,000.00	1,350.00	350.00	INCREASE REV & EXP	MK
2021 036-476-481	COURT COSTS	11/12/2020	210006	368.00	368.00	0.00	INCREASE REV & EXP	MK
2021 036-476-481	COURT COSTS	11/12/2020	210009	368.00	368.00	0.00	INCREASE REV & EXP	MK

ACCOUNT NUMBER	ACCOUNT NAME	DATE	AMDMT NUMBER	OLD BUDGET AMOUNT	AMENDED BUDGET AMOUNT	AMOUNT OF CHANGE	DESCRIPTION	CLK
2021 036-476-481	COURT COSTS	01/22/2021	210022	736.00	1,482.00	746.00	INCREASE REVENUE & EXPENSE	MK
2021 036-476-481	COURT COSTS	01/22/2021	210023	1,482.00	1,937.00	455.00	INCREASE REVENUE & EXPENSE	MK
2021 036-476-481	COURT COSTS	03/03/2021	210030	1,937.00	2,511.00	574.00	INCREASE REVENUE & EXPENSE	MK
2021 036-476-481	COURT COSTS	03/17/2021	210039	2,511.00	2,796.00	285.00	INCREASE REVENUE & EXPENSE	MK
2021 036-476-482	RETURN TO RESPONDE	02/03/2021	210027	0.00	280.00	280.00	INCREASE REVENUE & EXPENSE	MK
2021 036-476-482	RETURN TO RESPONDE	03/17/2021	210039	280.00	7,382.00	7,382.00	INCREASE REVENUE & EXPENSE	MK
2021 036-476-495	MISC. EXPENDITURES	11/12/2020	210009	1,000.00	1,894.48	894.48	INCREASE REVENUE & EXPENSE	MK
2021 036-476-495	MISC. EXPENDITURES	03/03/2021	210031	1,894.48	2,423.31	528.83	INCREASE REVENUE & EXPENSE	MK
2021 036-476-495	MISC. EXPENDITURES	03/17/2021	210039	2,423.31	20,321.43	17,898.12	INCREASE REVENUE & EXPENSE	MK
2021 036-476-495	MISC. EXPENDITURES	03/17/2021	210040	20,321.43	22,821.43	2,500.00	INCREASE REVENUE & EXPENSE	MK
EXPENDITURES - DA FOREF II			TOTAL AMENDMENTS	19	69,886.24			
2021 132-370-104	INSURANCE PROCEEDS	03/03/2021	210032	-00	30,204.10-	30,204.10-	INCREASE REV & EXP	MK
			TOTAL AMENDMENTS	1	30,204.10-			
2021 132-390-010	TRANSFER FROM GENE	02/03/2021	210028	2,599,778.00-	102,000.00-	102,000.00-	LINE ITEM TRANSFER - UNIFOR	MK
			TOTAL AMENDMENTS	1	2,701,778.00-			
2021 132-560-339	UNIFORMS	02/03/2021	210028	7,500.00	90,000.00	82,500.00	LINE ITEM TRANSFER - UNIFOR	MK
2021 132-560-402	CONTRACT SERVICES	02/03/2021	210038	650.00	12,650.00	12,000.00	LINE ITEM TRANSFER - UNIFOR	MK
2021 132-560-575	SHERIFF'S AUTO PUR	03/03/2021	210032	.00	30,204.10	30,204.10	INCREASE REV & EXP	MK
EXPENDITURES - SHERIFF OFFICE			TOTAL AMENDMENTS	3	132,204.10			
2021 545-333-111	COMMITMENT REDUCTI	09/23/2020	202001	61,871.00-	61,871.00	61,871.00	TRANSFERRED TO FUND 547	SH
			TOTAL AMENDMENTS	1	61,871.00			
2021 545-435-103	EMPLOYEE SALARY	09/23/2020	202101	46,057.00	46,057.00	46,057.00	MOVE FUND 545 TO 547	SH
2021 545-435-201	SOCIAL SECURITY TA	09/23/2020	202101	3,523.36	3,523.36	3,523.36	MOVE FUND 545 TO 547	SH
2021 545-435-202	GROUP INSURANCE	09/23/2020	202101	8,003.00	8,003.00	8,003.00	MOVE FUND 545 TO 547	SH
2021 545-435-203	RETIREMENT CONTRIB	09/23/2020	202101	3,767.46	3,767.46	3,767.46	MOVE FUND 545 TO 547	SH
2021 545-435-204	WORKERS COMPENSATI	09/23/2020	202101	377.67	377.67	377.67	MOVE FUND 545 TO 547	SH
2021 545-435-206	UNEMPLOYMENT INSUR	09/23/2020	202101	142.51	142.51	142.51	MOVE FUND 545 TO 547	SH
			TOTAL AMENDMENTS	6	61,871.00-			
2021 546-587-107	SALARIES-EXTRA HEL	09/30/2020	2021-2	53,751.08	56,372.58	2,621.50	MATCH TO GRANT MANAGER	MK
EXPENDITURES DETENTION LOCAL			TOTAL AMENDMENTS	1	2,621.50			
2021 547-333-110	STATE AID - JUV GR	09/23/2020	202101	340,497.00-	402,368.00-	61,871.00-	INCREASED FOR FUND 545 REVE	SH
2021 547-333-110	STATE AID - JUV GR	09/23/2020	202102	402,368.00-	474,214.00-	71,846.00-	COMBINE FUND 549 TO 547	SH
2021 547-333-110	STATE AID - JUV GR	09/23/2020	202103	474,214.00-	469,105.00-	5,109.00	MOVE 547 EXPENSE TO 556	SH
			TOTAL AMENDMENTS	3	128,608.00-			
2021 547-435-103	SALARIES EMPLOYEES	09/23/2020	202101	46,057.00	46,057.00	46,057.00	MOVE FUND 545 TO 547	SH
2021 547-435-103	SALARIES EMPLOYEES	09/23/2020	202102	76,050.00	76,050.00	76,050.00	COMBINE FUND 549 TO 547	SH
2021 547-435-103	SALARIES EMPLOYEES	09/23/2020	202102	46,057.00	29,993.00-	29,993.00-	CORRECT AMENDMENT	SH
2021 547-435-201	SOCIAL SECURITY	09/23/2020	202101	3,523.36	3,523.36	3,523.36	MOVE FUND 545 TO 547	SH
2021 547-435-201	SOCIAL SECURITY	09/23/2020	202102	3,523.36	2,294.46	2,294.46	COMBINE FUND 549 TO 547	SH
2021 547-435-201	SOCIAL SECURITY	09/23/2020	202102	5,817.82	2,294.46-	2,294.46-	CORRECT AMENDMENT	SH
2021 547-435-202	GROUP INSURANCE	09/23/2020	202101	8,003.00	8,003.00	8,003.00	MOVE FUND 545 TO 547	SH
2021 547-435-202	GROUP INSURANCE	09/23/2020	202102	8,003.00	8,003.00	8,003.00	COMBINE FUND 549 TO 547	SH
2021 547-435-202	GROUP INSURANCE	09/23/2020	202102	16,006.00	8,003.00-	8,003.00-	CORRECT AMENDMENT	SH
2021 547-435-203	RETIREMENT	09/23/2020	202101	3,767.46	3,767.46	3,767.46	MOVE FUND 545 TO 547	SH
2021 547-435-203	RETIREMENT	09/23/2020	202102	6,220.89	6,220.89	6,220.89	COMBINE FUND 549 TO 547	SH
2021 547-435-203	RETIREMENT	09/23/2020	202102	6,220.89	3,767.46	3,767.46	CORRECT AMENDMENT	SH
2021 547-435-204	WORKERS COMPENSATI	09/23/2020	202101	.00	377.67	377.67	MOVE FUND 545 TO 547	SH

ACCOUNT NUMBER	ACCOUNT NAME	DATE	AMDMT NUMBER	OLD BUDGET AMOUNT	AMENDED BUDGET AMOUNT	AMOUNT OF CHANGE	DESCRIPTION	CLK
2021 547-435-204	WORKERS COMPENSATI	09/23/2020	202102	377.67	623.61	245.94	COMBINE FUND 549 TO 547	SH
2021 547-435-204	WORKERS COMPENSATI	09/23/2020	202102	623.61	377.67	-245.94	CORRECT AMENDMENT	SH
2021 547-435-206	UNEMPLOYMENT INSUR	09/23/2020	202101	.00	142.51	142.51	MOVE FUND 545 TO 547	SH
2021 547-435-206	UNEMPLOYMENT INSUR	09/23/2020	202102	142.51	234.68	92.17	COMBINE FUND 549 TO 547	SH
2021 547-435-206	UNEMPLOYMENT INSUR	09/23/2020	20102	234.68	142.51	-92.17	CORRECT AMENDMENT	SH
	TOTAL AMENDMENTS		18	TOTAL CHANGES	61,871.00			
2021 547-581-204	WORKERS COMPENSATI	09/30/2020	2021-4	724.68	723.85	-.83	MATCH TO GRANT MANAGER	MK
2021 547-581-204	WORKERS COMPENSATI	09/30/2020	2021-5	723.85	723.88	.03	MATCH TO GRANT MANAGER	MK
2021 547-581-412	NON RESIDENTIAL SRV	09/23/2020	202103	5,109.00	5,109.00	0.00	MOVE 547 EXPENSE TO 556	SH
	TOTAL AMENDMENTS		3	TOTAL CHANGES	5,109.80			
2021 547-585-103	SALARY EMPLOYEE	09/23/2020	20102	.00	29,993.00	29,993.00	CORRECT AMENDMENT	SH
2021 547-585-301	SOCIAL SECURITY	09/23/2020	20102	.00	2,294.46	2,294.46	CORRECT AMENDMENT	SH
2021 547-585-202	GROUP INSURANCE	09/23/2020	20102	.00	8,003.00	8,003.00	CORRECT AMENDMENT	SH
2021 547-585-203	RETIREMENT CONTRIB	09/23/2020	20102	.00	2,453.43	2,453.43	CORRECT AMENDMENT	SH
2021 547-585-204	WORKERS COMPENSATI	09/23/2020	20102	.00	245.94	245.94	CORRECT AMENDMENT	SH
2021 547-585-306	UNEMPLOYMENT INSUR	09/23/2020	20102	.00	92.17	92.17	CORRECT AMENDMENT	SH
2021 547-585-414	MENTAL HEALTH COUN	09/23/2020	202102	.00	2,077.00	2,077.00	COMBINE FUND 549 TO 547	SH
2021 547-585-415	SEX OFFENDER COUNS	09/23/2020	202102	.00	23,625.00	23,625.00	COMBINE FUND 549 TO 547	SH
2021 547-585-416	PHYSCHO EVALUATION	09/23/2020	202102	.00	2,700.00	2,700.00	COMBINE FUND 549 TO 547	SH
2021 547-585-419	PHYSICIAN LA	09/23/2020	202102	.00	362.00	362.00	COMBINE FUND 549 TO 547	SH
	TOTAL AMENDMENTS		10	TOTAL CHANGES	71,846.00			
2021 547-587-107	SALARIES - EXTRA H	09/30/2020	2021-3	9,517.93	9,517.73	-.20	MATCH TO GRANT MANAGER	MK
2021 547-587-107	SALARIES - EXTRA H	09/30/2020	2021-6	9,517.73	9,518.73	1.00	MATCH TO GRANT MANAGER	MK
	TOTAL AMENDMENTS		2	TOTAL CHANGES	.80			
2021 549-333-103	STATE AID - GRANT	09/23/2020	202102	71,846.00	71,846.00	0.00	COMBINE FUND 549 TO 547	SH
	TOTAL AMENDMENTS		1	TOTAL CHANGES	71,846.00			
2021 549-585-103	SALARY EMPLOYEE	09/23/2020	202102	29,993.00	29,993.00	0.00	COMBINE FUND 549 TO 547	SH
2021 549-585-201	SOCIAL SECURITY TA	09/23/2020	202102	2,294.46	2,294.46	0.00	COMBINE FUND 549 TO 547	SH
2021 549-585-202	GROUP INSURANCE	09/23/2020	202102	8,003.00	8,003.00	0.00	COMBINE FUND 549 TO 547	SH
2021 549-585-203	RETIREMENT CONTRIB	09/23/2020	202102	2,453.43	2,453.43	0.00	COMBINE FUND 549 TO 547	SH
2021 549-585-204	WORKERS COMPENSATI	09/23/2020	202102	245.94	245.94	0.00	COMBINE FUND 549 TO 547	SH
2021 549-585-206	UNEMPLOYMENT INSUR	09/23/2020	202102	92.17	92.17	0.00	COMBINE FUND 549 TO 547	SH
2021 549-585-414	MENTAL HEALTH COUN	09/23/2020	202102	2,077.00	2,077.00	0.00	COMBINE FUND 549 TO 547	SH
2021 549-585-416	PSYCHO EVAL	09/23/2020	202102	2,700.00	2,700.00	0.00	COMBINE FUND 549 TO 547	SH
2021 549-585-419	PHYSICIAN LA	09/23/2020	202102	362.00	362.00	0.00	COMBINE FUND 549 TO 547	SH
	TOTAL AMENDMENTS		9	TOTAL CHANGES	48,221.00			
2021 549-588-415	SEX OFFENDER COUNS	09/23/2020	202102	23,625.00	23,625.00	0.00	COMBINE FUND 549 TO 547	SH
	TOTAL AMENDMENTS		1	TOTAL CHANGES	23,625.00			
2021 552-333-117	ETCOG RETMBURSEMEN	12/09/2020	210016	4,000.00	4,000.00	0.00	JUV BA #1	MK
2021 552-333-117	ETCOG RETMBURSEMEN	12/09/2020	210017	9,000.00	9,000.00	0.00	REVERSE #210016	MK
2021 552-333-117	ETCOG REIMBURSEMEN	12/09/2020	210018	4,000.00	4,000.00	0.00	CORRECT #210016	MK
	TOTAL AMENDMENTS		3	TOTAL CHANGES	1,000.00			
2021 552-582-410	PSYCHOLOGICALS-ETC	12/09/2020	210016	4,000.00	9,000.00	5,000.00	JUV BA #1	MK
2021 552-582-410	PSYCHOLOGICALS-ETC	12/09/2020	210017	9,000.00	4,000.00	-5,000.00	REVERSE #210016	MK
2021 552-582-410	PSYCHOLOGICALS-ETC	12/09/2020	210018	4,000.00	1,000.00	-3,000.00	CORRECT #210016	MK
	TOTAL AMENDMENTS		3	TOTAL CHANGES	1,000.00			



ACCOUNT NUMBER	ACCOUNT NAME	DATE	AMDMT NUMBER	OLD BUDGET AMOUNT	AMENDED BUDGET AMOUNT	AMOUNT OF CHANGE	DESCRIPTION	CLK
2021 556-333-114	GRANT R - ALLOCATI	09/23/2020	TOTAL 202103	1.00	5,109.00-	5,109.00-	MOVE 547 EXPENSE TO 556	SH
			TOTAL AMENDMENTS		5,109.00-			
2021 556-582-412	NOBLE SUPPORT SERV	09/23/2020	202103	.00	5,109.00	5,109.00	MOVE 547 EXPENSE TO 556	SH
2021 556-582-412	NOBLE SUPPORT SERV	09/30/2020	2021-0	2	5,108.80	5,108.80-	MATCH GRANT MANAGER	MK
			TOTAL AMENDMENTS		5,108.80			
2021 567-435-427	TRAINING	03/17/2021	210038	3,200.00	3,000.00	200.00-	LINE ITEM TRANSFER	MK
2021 567-435-495	MISC	03/17/2021	210038	100.00	300.00	200.00	LINE ITEM TRANSFER	MK
			TOTAL AMENDMENTS		2	.00		
2021 816-390-021	TRANSFER FROM RB#1	11/12/2020	210008	.00	10,928.80-	10,928.80-	R&B CIFG MATCHES	MK
2021 816-390-022	TRANSFER FROM RB#2	11/12/2020	210008	.00	13,182.00-	13,182.00-	R&B CIFG MATCHES	MK
2021 816-390-023	TRANSFER FROM RB#3	11/12/2020	210008	.00	11,116.24-	11,116.24-	R&B CIFG MATCHES	MK
2021 816-390-024	TRANSFER FROM RB#4	11/12/2020	210008	.00	10,708.76-	10,708.76-	R&B CIFG MATCHES	MK
			TOTAL AMENDMENTS		4	45,935.80-		
2021 816-621-335	ROAD & BRIDGE	11/12/2020	210008	54,644.00	65,572.80	10,928.80	R&B CIFG MATCHES	MK
			TOTAL AMENDMENTS		1	10,928.80		
2021 816-622-335	ROAD & BRIDGE	11/12/2020	210008	65,911.01	79,093.01	13,182.00	R&B CIFG MATCHES	MK
			TOTAL AMENDMENTS		1	13,182.00		
2021 816-623-335	ROAD & BRIDGE	11/12/2020	210008	55,581.22	66,697.46	11,116.24	R&B CIFG MATCHES	MK
			TOTAL AMENDMENTS		1	11,116.24		
2021 816-624-335	ROAD & BRIDGE	11/12/2020	210008	53,543.78	64,252.54	10,708.76	R&B CIFG MATCHES	MK
			TOTAL AMENDMENTS		1	10,708.76		



P.O. Box 3188 • Longview, Texas 75606 • 903-237-5500  
 MEMBER FDIC EQUAL HOUSING LENDER

Return Service Requested

RECEIVED  
 April Tawater

MAR 09 2021

Date 2/26/21 Deputy Treasurer Page 1  
 PRIMARY ACCOUNT Van Zandt County  
 ENCLOSURES 246



TXBT VAN ZANDT COUNTY  
 FINANCIAL CLEARING  
 121 E DALLAS RM 101  
 CANTON TX 75103

C H E C K I N G   A C C O U N T

PUBLIC FUNDS CHECKING		NUMBER OF ENCLOSURES	246
ACCOUNT NUMBER	[REDACTED]	Statement Dates	2/01/21 thru 2/28/21
PREVIOUS BALANCE	1,212,581.57	DAYS IN STATEMENT PERIOD	28
27 DEPOSITS	5,040,821.10	AVERAGE LEDGER	1,229,878.50
255 CHECKS/DEBITS	5,362,058.83	AVERAGE COLLECTED	1,218,472.70
SERVICE CHARGE	.00		
INTEREST PAID	.00		
CURRENT BALANCE	891,343.84		

DEPOSITS AND OTHER CREDITS

Date	Description	Amount
2/01	INV-PAYMTS GOVERNOR FISCAL CTX	10,038.42
2/01	INV-PAYMTS GOVERNOR FISCAL CTX	10,551.23
2/01	PAY VZ CO APPRAISAL PPD	416,977.17
2/01	PAY VZ CO APPRAISAL PPD	2,245,556.21
2/01	DEPOSIT	3,703.15
2/02	INV-PAYMTS COMP JUDICIARY CTX	540.00
2/02	DEPOSIT	1,674.00
2/03	DEPOSIT	15,013.11
2/04	INV-PAYMTS JUVENILE JUSTICE CTX	12,187.79
2/04	DEPOSIT	136,158.07
2/05	DEPOSIT	14,421.30
2/08	PAY VZ CO APPRAISAL PPD	243,539.38
2/08	PAY VZ CO APPRAISAL PPD	1,239,567.81
2/08	DEPOSIT	68,892.94
2/09	DEPOSIT	1,335.00
2/10	DEPOSIT	51,183.51
2/12	DEPOSIT	59,577.80
2/16	INV-PAYMTS TX AGRICULTURE CTX	1,829.24

012196

TXBT-015-012131-001-014-210227 012196 K06  
 75103149626

VAN ZANDT COUNTY  
FINANCIAL CLEARING  
121 E DALLAS RM 101  
CANTON TX 75103

PUBLIC FUNDS CHECKING [REDACTED] (Continued)

DEPOSITS AND OTHER CREDITS		
Date	Description	Amount
2/19	INV-PAYMTS CPA STATE FISCAL CTX	4,554.67
2/22	DEPOSIT	200.00
2/23	DEPOSIT	67,274.81
2/24	Transfer funds to MBIA	250,000.00
2/24	INV-PAYMTS CPA STATE FISCAL CTX	642.52
2/24	INV-PAYMTS CPA STATE FISCAL CTX	792.10
2/24	INV-PAYMTS CPA STATE FISCAL CTX	4,239.23
2/24	DEPOSIT	176,016.28
2/26	DEPOSIT	4,355.36

---

WITHDRAWALS AND OTHER DEBITS		
Date	Description	Amount
2/02	TX-01-0250-0001 VAN ZANDT COUN WIRE TRANSFER DEBIT TEXAS CLASS	2,000,000.00-
2/02	Transf to Debt services Debt Service Transfer Confirmation number 202210091	169,279.06-
2/03	Transf to Payroll clearing Payroll 2/5/2021 Confirmation number 203210129	230,438.85-
2/03	INSURANCE AFLAC CCD 0XH48106528	5,968.56-
2/04	PAYMENT BANKCARD \TEL	2,728.77-
2/04	USATAXPYMT IRS CCD 220143515649101	64,727.50-
2/05	PAYMENTS NATIONWIDE PPD	2,875.00-
2/08	CHILDSUPP Texas SDU CCD 210360001916100	550.16-
2/08	PAYMENT VISA \WEB	560.18-

TXBT-015-012131-001-014-210227 012196 K06

VAN ZANDT COUNTY  
FINANCIAL CLEARING  
121 E DALLAS RM 101  
CANTON TX 75103

PUBLIC FUNDS CHECKING [REDACTED] (Continued)

WITHDRAWALS AND OTHER DEBITS		
Date	Description	Amount
2/09	400365XXXXX5849 REF: LOACTION#78331 ACCT#2340100001 PIN#113282 WIRE TRANSFER DEBIT TEX POOL	1,400,000.00-
2/09	Transf to Debt Services Debt Service Transfer confirmation number 209210018	93,406.42-
2/12	Transf to Payroll Clearing Live ck 26465 - 26466 confirmation number 212210081	1,865.62-
2/16	Transf to Payroll Clearing 2/19 payroll transfer confirmation number 216210051	200,000.00-
2/16	Transf to Payroll Clearing 2/19 payroll transfer remainde confirmation number 216210103	18,055.38-
2/16	USATAXPYMT IRS CCD 220144784386769	284.27-
2/16	RECEIVABLE TEXAS COUNTY DRS CCD 0333	111,684.23-
2/22	REF: VAN ZANDT COUNTY CSCD 023 WIRE TRANSFER DEBIT TDCJ	4,852.85-
2/23	PAYMENTS NATIONWIDE PPD	2,875.00-
2/23	USATAXPYMT IRS CCD 220145405624130	61,770.87-
2/24	Jury checks	572.00-
2/24	CHILDSUPP Texas SDU CCD 210540001936827	550.16-
2/25	FLEET DEBI WEX INC CCD 9100000739575	7,686.18-

---

Date 2/26/21  
PRIMARY ACCOUNT  
ENCLOSURES

Page 4  
[REDACTED]  
246

VAN ZANDT COUNTY  
FINANCIAL CLEARING  
121 E DALLAS RM 101  
CANTON TX 75103

PUBLIC FUNDS CHECKING

[REDACTED] (Continued)

CHECKS IN NUMERICAL ORDER					
Date	Check No	Amount	Date	Check No	Amount
2/11	72446	11.75	2/01	73712	21.68
2/10	73109*	170.00	2/04	73713	36.81
2/03	73479*	600.53	2/01	73714	72.12
2/10	73482*	222.24	2/05	73715	412.50
2/05	73521*	500.00	2/04	73716	116.60
2/01	73590*	1,800.00	2/02	73717	545.54
2/02	73591	6,141.92	2/04	73718	56.81
2/01	73592	2,781.25	2/05	73719	35.00
2/12	73597*	162.20	2/04	73720	372.00
2/01	73602*	1,070.00	2/03	73722*	213.25
2/01	73604*	750.00	2/03	73723	4,918.60
2/01	73605	105.00	2/09	73724	76.41
2/01	73607*	61.59	2/02	73725	106,268.28
2/10	73609*	925.00	2/04	73726	29.40
2/26	73610	500.00	2/04	73727	346.42
2/05	73611	4,671.00	2/04	73728	1,981.48
2/02	73614*	90.00	2/16	73729	253.32
2/02	73621*	417.28	2/10	73732*	1,840.00
2/02	73624*	225.00	2/08	73734*	2,667.58
2/01	73625	69.95	2/11	73735	315.00
2/01	73627*	34,848.00	2/09	73736	5,191.13
2/01	73628	700.00	2/10	73737	68.25
2/01	73635*	6,216.00	2/17	73738	2,573.60
2/02	73638*	571.26	2/09	73739	56,361.75
2/02	73654*	100.00	2/26	73740	650.00
2/01	73659*	90.00	2/11	73741	600.53
2/04	73668*	6,474.00	2/09	73742	256.76
2/04	73676*	155.95	2/16	73743	60.84
2/02	73681*	500.00	2/05	73744	798.90
2/12	73683*	302.50	2/09	73745	1,428.00
2/01	73685*	2,411.65	2/04	73746	200.00
2/01	73686	1,968.15	2/09	73747	97.35
2/17	73689*	75.00	2/05	73748	198.36
2/04	73691*	460.00	2/23	73749	375.00
2/04	73699*	3,766.00	2/10	73750	6,749.80
2/01	73705*	2,166.48	2/22	73751	50.03
2/02	73709*	111.90	2/12	73753*	84.08
2/04	73710	90.00	2/11	73754	224.48
2/02	73711	49.95	2/10	73755	615.00

\* Indicates break in check number sequence

TXBT-015-012131-001-014-210227 012196 K06

VAN ZANDT COUNTY  
 FINANCIAL CLEARING  
 121 E DALLAS RM 101  
 CANTON TX 75103

PUBLIC FUNDS CHECKING [REDACTED] (Continued)

CHECKS IN NUMERICAL ORDER					
Date	Check No	Amount	Date	Check No	Amount
2/12	73757*	2,150.00	2/10	73798	350.00
2/11	73758	94.28	2/11	73799	100.00
2/12	73759	155.41	2/05	73800	378.00
2/11	73760	342.21	2/09	73801	67.00
2/10	73761	3,050.00	2/11	73803*	92.25
2/09	73762	54.00	2/10	73804	186.54
2/10	73763	3,265.49	2/12	73805	600.53
2/10	73764	148.00	2/10	73806	2,496.00
2/16	73765	375.00	2/09	73807	13.98
2/09	73766	908.59	2/09	73808	3,948.00
2/10	73767	12.78	2/09	73809	600.53
2/23	73769*	1,206.06	2/10	73810	16.99
2/08	73770	394.37	2/09	73811	180.00
2/12	73771	5,634.00	2/08	73812	260.00
2/09	73772	150.00	2/16	73814*	11,911.73
2/09	73773	256.51	2/18	73815	85.94
2/25	73774	3,750.00	2/09	73816	109.62
2/09	73775	8,400.00	2/08	73817	6.20
2/08	73776	379.00	2/25	73818	600.53
2/18	73777	2,219.00	2/08	73819	2,570.00
2/09	73779*	75.00	2/10	73820	502.11
2/08	73780	183.16	2/09	73821	48,090.38
2/08	73781	17.00	2/23	73822	350.00
2/09	73782	1,048.39	2/08	73823	2,278.23
2/11	73783	328.39	2/12	73824	904.80
2/08	73784	39,649.00	2/11	73825	354.90
2/09	73785	2,203.00	2/11	73826	229.63
2/09	73786	606.02	2/09	73827	788.44
2/10	73787	72.72	2/10	73828	11,340.00
2/10	73788	280.00	2/11	73829	42,257.18
2/09	73789	1,406.95	2/12	73830	220.00
2/16	73790	5,650.00	2/09	73831	28,837.22
2/10	73791	1,045.00	2/09	73832	235.00
2/09	73792	345.49	2/12	73833	600.00
2/10	73793	3,223.80	2/09	73834	5.99
2/23	73794	53.00	2/09	73835	591.04
2/09	73795	37.16	2/16	73836	192.06
2/23	73796	7,869.80	2/11	73837	456.26
2/08	73797	80.50	2/10	73838	157.36

\* Indicates break in check number sequence



VAN ZANDT COUNTY  
 FINANCIAL CLEARING  
 121 E DALLAS RM 101  
 CANTON TX 75103

PUBLIC FUNDS CHECKING [REDACTED] (continued)

CHECKS IN NUMERICAL ORDER

Date	Check No	Amount	Date	Check No	Amount
2/09	73839	792.53	2/17	73881*	150.00
2/03	73840	320.53	2/09	73882	1,110.00
2/09	73841	666.92	2/23	73883	162.00
2/17	73842	600.53	2/23	73886*	58,340.98
2/09	73843	498.87	2/26	73888*	1,433.30
2/10	73844	194.76	2/26	73893*	14,101.78
2/16	73845	150.00	2/26	73895*	750.00
2/05	73846	75.00	2/26	73896	25.00
2/10	73847	30,440.70	2/23	73900*	11.50
2/05	73848	355.00	2/26	73901	87,478.80
2/09	73849	217.28	2/26	73909*	282.52
2/09	73850	2,447.35	2/26	73916*	1,286.00
2/04	73851	59,996.88	2/26	73921*	446.95
2/10	73852	38.95	2/26	73922	500.00
2/12	73853	49.95	2/26	73927*	1,645.14
2/22	73854	237.00	2/25	73929*	95.76
2/11	73855	15.68	2/26	73930	500.00
2/10	73856	301.04	2/26	73931	61.00
2/10	73857	1,149.00	2/23	73934*	1,404.00
2/10	73858	300.00	2/26	73939*	70.91
2/09	73859	23.47	2/26	73940	529.38
2/09	73860	240.00	2/26	73955*	55.00
2/10	73861	364.54	2/26	73956	30.00
2/09	73862	250.00	2/26	73957	1,775.00
2/17	73863	1,800.00	2/26	73966*	1,199.95
2/12	73864	190.38	2/25	73967	260.00
2/12	73865	225.60	2/23	73971*	152.00
2/12	73866	4,031.25	2/26	73972	1,377.96
2/09	73868*	87.58	2/26	73981*	243.78
2/11	73869	80.61	2/24	73983*	64.10
2/11	73870	96.60	2/26	73986*	1,250.00
2/12	73871	137.01	2/26	73987	26,282.44
2/10	73872	6,317.53	2/26	73988	2,401.00
2/10	73873	567.63	2/26	73990*	99,766.69
2/10	73874	50.50	2/26	73994*	1,590.00
2/12	73875	324.40	2/24	74000*	724.00
2/10	73876	669.55	2/26	74002*	53.78
2/08	73877	75.00	2/26	74011*	19,723.31
2/16	73878	36.39			

\* Indicates break in check number sequence

Date 2/26/21  
PRIMARY ACCOUNT  
ENCLOSURES

Page 7  
[REDACTED]  
246

VAN ZANDT COUNTY  
FINANCIAL CLEARING  
121 E DALLAS RM 101  
CANTON TX 75103

PUBLIC FUNDS CHECKING

[REDACTED] (Continued)

---

DAILY BALANCE INFORMATION					
Date	Balance	Date	Balance	Date	Balance
2/01	3,844,275.88	2/10	1,161,279.11	2/22	802,906.17
2/02	1,562,189.69	2/11	1,115,679.36	2/23	735,610.77
2/03	1,334,742.48	2/12	1,157,619.43	2/24	1,165,390.64
2/04	1,341,549.72	2/16	810,795.45	2/25	1,152,998.17
2/05	1,345,672.26	2/17	805,596.32	2/26	891,343.84
2/08	2,848,002.01	2/18	803,291.38		
2/09	1,187,226.88	2/19	807,846.05		

END OF STATEMENT



TexPool Participant Services  
 1001 Texas Avenue, Suite 1150  
 Houston, TX 77002



# Participant Statement

VAN ZANDT COUNTY  
 FINANCIAL CLEARING FUND  
 ATTN KENNY EDWARDS  
 121 E DALLAS ST STE 101  
 CANTON TX 75103-1496

Statement Period **02/01/2021 - 02/28/2021**

Page 1 of 2

Customer Service **1-866-TEX-POOL**  
 Location ID **[REDACTED]**  
 Investor ID **[REDACTED]**

## TexPool Update

Access the most up to date TexPool Participant Services forms by clicking Account Documents under Quick Links on the TexPool.com homepage.

## TexPool Summary

Pool Name	Beginning Balance	Total Deposits	Total Withdrawals	Total Interest	Current Balance	Average Balance
Texas Local Government Investment Pool	\$9,967,344.62	\$1,400,000.00	\$0.00	\$359.40	\$11,367,704.02	\$10,967,383.13
<b>Total Dollar Value</b>	<b>\$9,967,344.62</b>	<b>\$1,400,000.00</b>	<b>\$0.00</b>	<b>\$359.40</b>	<b>\$11,367,704.02</b>	

## Portfolio Value

Pool Name	Pool/Account	Market Value (02/01/2021)	Share Price (02/28/2021)	Shares Owned (02/28/2021)	Market Value (02/28/2021)
Texas Local Government Investment Pool	[REDACTED]	\$9,967,344.62	\$1.00	11,367,704.020	\$11,367,704.02
<b>Total Dollar Value</b>		<b>\$9,967,344.62</b>			<b>\$11,367,704.02</b>

## Interest Summary

Pool Name	Pool/Account	Month-to-Date Interest	Year-to-Date Interest
Texas Local Government Investment Pool	[REDACTED]	\$359.40	\$1,030.32
<b>Total</b>		<b>\$359.40</b>	<b>\$1,030.32</b>




## Transaction Detail

**Texas Local Government Investment Pool**

**Participant: VAN ZANDT COUNTY**

**Pool/Account:** [REDACTED]

Transaction Date	Settlement Date	Transaction Description	Transaction Dollar Amount	Share Price	Shares This Transaction	Shares Owned
02/01/2021	02/01/2021	BEGINNING BALANCE	\$9,967,344.62	\$1.00		9,967,344.620
02/09/2021	02/09/2021	TRANSFER DEPOSIT	\$1,400,000.00	\$1.00	1,400,000.000	11,367,344.620
02/26/2021	02/26/2021	MONTHLY POSTING	\$359.40	\$1.00	359.400	11,367,704.020
<b>Account Value as of 02/28/2021</b>			<b>\$11,367,704.02</b>	<b>\$1.00</b>		<b>11,367,704.020</b>





0000169-0001039 PDF 970036  
 Van Zandt County  
 121 East Dallas Street Room 101  
 Canton, TX 75103

Summary Statement

February 28, 2021

Page 1 of 3

Investor ID: [REDACTED]

Texas CLASS


Texas CLASS

Average Monthly Yield: 0.1090%

	Beginning Balance	Contributions	Withdrawals	Income Earned	Income Earned YTD	Average Daily Balance	Month End Balance
FINANCIAL CLEARING	8,810,686.23	2,000,000.00	0.00	897.41	1,634.62	10,739,748.91	10,811,583.64
TOTAL	8,810,686.23	2,000,000.00	0.00	897.41	1,634.62	10,739,748.91	10,811,583.64

Tel: (800) 707-6242

<https://www.texasclass.com/>



Account Statement

February 28, 2021

Page 2 of 3

Account Number: [REDACTED]

FINANCIAL CLEARING

Account Summary

Average Monthly Yield: 0.1090%

Transaction Date	Transaction Description	Contributions & Income Earned	Withdrawals	Income Earned YTD	Average Daily Balance	Month End Balance
02/01/2021	Beginning Balance					8,810,686.23
02/02/2021	Contribution	2,000,000.00				
02/28/2021	Income Dividend Reinvestment	897.41		897.41		
02/28/2021	Ending Balance			1,634.62	10,739,748.91	10,811,583.64

Transaction Activity

Transaction Date	Transaction Description	Contributions & Income Earned	Withdrawals	Balance	Transaction Number
02/01/2021	Beginning Balance			8,810,686.23	
02/02/2021	Contribution	2,000,000.00			4746284
02/28/2021	Income Dividend Reinvestment	897.41			
02/28/2021	Ending Balance			10,811,583.64	

Tel: (800) 707-6242

<https://www.texasclass.com/>



Texas CLASS

Texas CLASS

Date	Dividend Rate	Daily Yield
02/01/2021	0.000003426	0.1251%
02/02/2021	0.000003427	0.1251%
02/03/2021	0.000003428	0.1251%
02/04/2021	0.000003427	0.1251%
02/05/2021	0.000009462	0.1151%
02/06/2021	0.000000000	0.1151%
02/07/2021	0.000000000	0.1151%
02/08/2021	0.000002878	0.1051%
02/09/2021	0.000002880	0.1051%
02/10/2021	0.000002880	0.1051%
02/11/2021	0.000002879	0.1051%
02/12/2021	0.000011516	0.1051%
02/13/2021	0.000000000	0.1051%
02/14/2021	0.000000000	0.1051%
02/15/2021	0.000000000	0.1051%
02/16/2021	0.000002881	0.1051%
02/17/2021	0.000002879	0.1051%
02/18/2021	0.000002880	0.1051%
02/19/2021	0.000008637	0.1051%
02/20/2021	0.000000000	0.1051%
02/21/2021	0.000000000	0.1051%
02/22/2021	0.000002881	0.1051%
02/23/2021	0.000002879	0.1051%
02/24/2021	0.000002880	0.1051%
02/25/2021	0.000002879	0.1051%
02/26/2021	0.000008640	0.1051%
02/27/2021	0.000000000	0.1051%
02/28/2021	0.000000000	0.1051%

Performance results are shown net of all fees and expenses and reflect the reinvestment of dividends and other earnings. Many factors affect performance including changes in market conditions and interest rates and in response to other economic, political, or financial developments. Investment involves risk including the possible loss of principal. No assurance can be given that the performance objectives of a given strategy will be achieved. Past performance is no guarantee of future results. Any financial and/or investment decision may incur losses.

Tel: (800) 707-6242

<https://www.texasclass.com/>